

Single PCB terminal block - MKDS 10 HV/11-ZB-10,16 - 1709775

Please be informed that the data shown in this PDF Document is generated from our Online Catalog. Please find the complete data in the user's documentation. Our General Terms of Use for Downloads are valid (<http://phoenixcontact.com/download>)



PCB terminal block, Nominal current: 76 A, Nom. voltage: 1000 V, Pitch: 10.16 mm, Number of positions: 11, Connection method: Screw connection, Mounting: Soldering, Conductor/PCB connection direction: 0 °, Color: green


The figure shows a 5-pos. version of the product

Why buy this product

- Compact high-capacity PCB terminal blocks with screw connection up to 16 mm², stranded, and a current carrying capacity of 76 A
- 10.16 mm pitch
- Unlimited 600 V UL approval thanks to zigzag pinning
- Terminal block bases that can be mounted side by side to create any number of positions



Key commercial data

| | |
|--------------------------------------|---|
| Packing unit | 50 pc |
| Minimum order quantity | 50 pc |
| GTIN |  4 046356 074292 |
| Weight per Piece (excluding packing) | 82.5 g |
| Custom tariff number | 85369010 |
| Country of origin | China |
| Note | Made to Order (non-returnable) |

Technical data

Dimensions

| | |
|----------------|------------|
| Length | 18.8 mm |
| Height | 31 mm |
| Pitch | 10.16 mm |
| Dimension a | 101.6 mm |
| Pin dimensions | 1 x 0,9 mm |
| Hole diameter | 1.5 mm |

General

| | |
|-------------------|------------|
| Range of articles | MKDS 10 HV |
|-------------------|------------|

Single PCB terminal block - MKDS 10 HV/11-ZB-10,16 - 1709775

Technical data

General

| | |
|---|--|
| Insulating material group | I |
| Rated surge voltage (III/3) | 8 kV |
| Rated surge voltage (III/2) | 8 kV |
| Rated surge voltage (II/2) | 8 kV |
| Rated voltage (III/3) | 800 V |
| Rated voltage (III/2) | 1000 V |
| Rated voltage (II/2) | 1000 V |
| Connection in acc. with standard | EN-VDE |
| Nominal current I_N | 76 A |
| Nominal cross section | 10 mm ² |
| Maximum load current | 76 A (with 16 mm ² conductor cross section) |
| Insulating material | PA |
| Solder pin surface | Sn |
| Inflammability class according to UL 94 | V0 |
| Internal cylindrical gage | B6 |
| Stripping length | 10 mm |
| Number of positions | 11 |
| Screw thread | M4 |
| Tightening torque, min | 1.2 Nm |
| Tightening torque max | 1.5 Nm |

Connection data

| | |
|---|---------------------|
| Conductor cross section solid min. | 0.5 mm ² |
| Conductor cross section solid max. | 16 mm ² |
| Conductor cross section stranded min. | 0.5 mm ² |
| Conductor cross section stranded max. | 16 mm ² |
| Conductor cross section stranded, with ferrule without plastic sleeve min. | 0.5 mm ² |
| Conductor cross section stranded, with ferrule without plastic sleeve max. | 16 mm ² |
| Conductor cross section stranded, with ferrule with plastic sleeve min. | 0.5 mm ² |
| Conductor cross section stranded, with ferrule with plastic sleeve max. | 16 mm ² |
| Conductor cross section AWG/kcmil min. | 20 |
| Conductor cross section AWG/kcmil max | 6 |
| 2 conductors with same cross section, solid min. | 0.5 mm ² |
| 2 conductors with same cross section, solid max. | 6 mm ² |
| 2 conductors with same cross section, stranded min. | 0.5 mm ² |
| 2 conductors with same cross section, stranded max. | 6 mm ² |
| 2 conductors with same cross section, stranded, ferrules without plastic sleeve, min. | 0.5 mm ² |
| 2 conductors with same cross section, stranded, ferrules without plastic sleeve, max. | 4 mm ² |

Single PCB terminal block - MKDS 10 HV/11-ZB-10,16 - 1709775

Technical data

Connection data

| | |
|---|---------------------|
| 2 conductors with same cross section, stranded, TWIN ferrules with plastic sleeve, min. | 0.5 mm ² |
| 2 conductors with same cross section, stranded, TWIN ferrules with plastic sleeve, max. | 6 mm ² |

Classifications

eCl@ss

| | |
|------------|----------|
| eCl@ss 4.0 | 27141109 |
| eCl@ss 4.1 | 27141109 |
| eCl@ss 5.0 | 27141190 |
| eCl@ss 5.1 | 27141190 |
| eCl@ss 6.0 | 27261101 |
| eCl@ss 7.0 | 27440401 |
| eCl@ss 8.0 | 27440401 |

ETIM

| | |
|----------|----------|
| ETIM 3.0 | EC001121 |
| ETIM 4.0 | EC002643 |
| ETIM 5.0 | EC002643 |

UNSPSC

| | |
|---------------|----------|
| UNSPSC 6.01 | 30211801 |
| UNSPSC 7.0901 | 39121432 |
| UNSPSC 11 | 39121432 |
| UNSPSC 12.01 | 39121432 |
| UNSPSC 13.2 | 39121432 |

Approvals

Approvals

Approvals

UL Recognized / SEV / cUL Recognized / IECB Scheme / CCA / SEV / EAC / cULus Recognized


Ex Approvals

Approvals submitted


Approval details


Single PCB terminal block - MKDS 10 HV/11-ZB-10,16 - 1709775

Approvals

| | | |
|---|-------|-------|
| UL Recognized  | | |
| | B | C |
| mm ² /AWG/kcmil | 20-6 | 20-6 |
| Nominal current I _N | 60 A | 60 A |
| Nominal voltage U _N | 600 V | 600 V |

| | |
|--------------------------------|-------|
| SEV | |
| | |
| mm ² /AWG/kcmil | 10 |
| Nominal current I _N | 76 A |
| Nominal voltage U _N | 800 V |

| | | |
|--|-------|-------|
| cUL Recognized  | | |
| | B | C |
| mm ² /AWG/kcmil | 20-6 | 20-6 |
| Nominal current I _N | 60 A | 60 A |
| Nominal voltage U _N | 600 V | 600 V |

| | |
|---|--|
| IECEE CB Scheme  | |
|---|--|

| |
|-----|
| CCA |
|-----|

| | |
|--------------------------------|-------|
| SEV | |
| | |
| mm ² /AWG/kcmil | 16 |
| Nominal current I _N | 76 A |
| Nominal voltage U _N | 800 V |

| |
|-----|
| EAC |
|-----|

| | |
|--|--|
| cULus Recognized  | |
|--|--|

Single PCB terminal block - MKDS 10 HV/11-ZB-10,16 - 1709775

Accessories

Accessories

Screwdriver tools

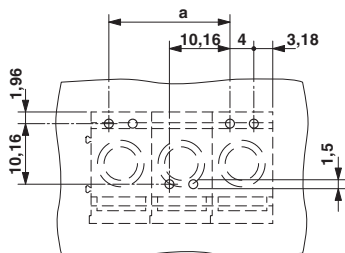
Screwdriver - SZS 0,6X3,5 - 1205053



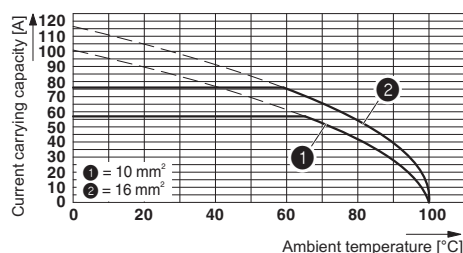
Actuation tool, for ST terminal blocks, insulated, also suitable for use as a bladed screwdriver, size: 0.6 x 3.5 x 100 mm, 2-component grip, with non-slip grip

Drawings

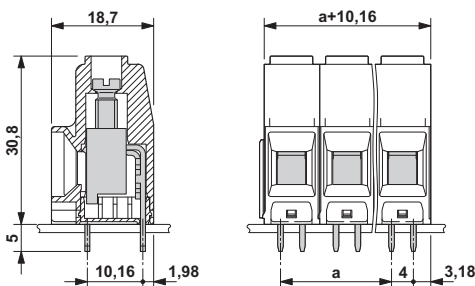
Drilling diagram



Diagram



Dimensioned drawing



The illustration shows the dimensional drawing of the 3-pos. version of the product