Printed-circuit board connector - MCV 1,5/ 2-G-3,81 - 1803426

Please be informed that the data shown in this PDF Document is generated from our Online Catalog. Please find the complete data in the user's documentation. Our General Terms of Use for Downloads are valid
(http://phoenixcontact.com/download)

PCB headers, nominal current: 8 A, number of positions: 2, pitch: 3.81 mm, color: green, contact surface: Tin, mounting: Wave soldering

The figure shows the 10-pos. standard item

Your advantages

- Well-known mounting principle allows worldwide use
- Vertical connection enables multi-row arrangement on the PCB
- Maximum flexibility when it comes to device design – one header for connectors with different connection technologies

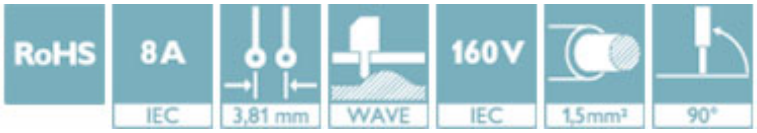

Key Commercial Data

Packing unit	250 pc
Minimum order quantity	250 pc
GTIN	4 017918 045739
GTIN	4017918045739
Weight per Piece (excluding packing)	0.650 g
Custom tariff number	85366930
Country of origin	Germany

Technical data

Item properties

Brief article description	Feed-through header
Plug-in system	MINI COMBICON
Type of contact	Male connector
Range of articles	MCV 1,5/..-G
Pitch	3.81 mm
Number of positions	2
Mounting type	Wave soldering
Pin layout	Linear pinning

Printed-circuit board connector - MCV 1,5/ 2-G-3,81 - 1803426

Technical data

Item properties

Locking	without
Number of levels	1
Number of connections	2
Number of potentials	2

Electrical parameters

Rated current	8 A

Material data - contact

Note	WEEE/RoHS-compliant, free of whiskers according to IEC 60068-2-82/ JEDEC JESD 201
Contact material	Cu alloy
Surface characteristics	Tin-plated
Metal surface contact area (top layer)	Tin (3 - 5 µm Sn)
Metal surface contact area (middle layer)	Nickel (1 - 3 µm Ni),
Metal surface soldering area (top layer)	Tin (3 - 5 µm Sn)
Metal surface soldering area (middle layer)	Nickel (1 - 3 µm Ni)

Material data - housing

Insulating material group	IIIa

Dimensions for the product

Length [l]	7.25 mm
Width [w]	9.01 mm
Height [h]	12.6 mm
Pitch	3.81 mm
Height (without solder pin)	9.2 mm
Solder pin [P]	3.4 mm
Pin dimensions	0.8 x 0.8 mm
Dimension a	3.81 mm

Dimensions for PCB design

Hole diameter	1.2 mm

Packaging information

Type of packaging	packed in cardboard
Pieces per package	250
Denomination packing units	Pcs.

Ambient conditions

Ambient temperature (storage/transport)	-40 °C ... 70 °C
Ambient temperature (assembly)	-5 °C ... 100 °C
Ambient temperature (operation)	-40 °C ... 100 °C (dependent on the derating curve)

Air clearances and creepage distances

Rated insulation voltage (III/3)	160 V

Printed-circuit board connector - MCV 1,5/ 2-G-3,81 - 1803426

Technical data

Air clearances and creepage distances

Minimum clearance - inhomogeneous field (III/3)	1.5 mm
Minimum clearance - inhomogeneous field (III/2)	1.5 mm
Minimum clearance - inhomogeneous field (II/2)	1.5 mm
Minimum creepage distance value (III/3)	2.5 mm
Minimum creepage distance value (III/2)	1.6 mm
Minimum creepage distance value (II/2)	2.5 mm

Mechanical tests (A)

Insertion strength per pos. approx.	8 N
Withdraw strength per pos. approx.	6 N
Polarization when inserted requirement >20 N	Test passed
Contact holder in insert requirements >20 N	Test passed

Durability tests (B)

Specification	IEC 60512-9-1:2010-03
Contact resistance R_1	1.2 mΩ
Insertion/withdrawal cycles	25
Contact resistance R_2	1.2 mΩ
Impulse withstand voltage at sea level	2.95 kV
Power-frequency withstand voltage	1.39 kV
Insulation resistance, neighboring positions	> 11 TΩ

Climatic tests (D)

Specification	ISO 6988:1985-02
Cold stress	-40 °C/2 h
Thermal stress	100 °C/168 h
Corrosive stress	0.2 dm^3 SO_2 on 300 dm^3/40 °C/1 cycle
Impulse withstand voltage at sea level	2.95 kV
Power-frequency withstand voltage	1.39 kV

Environmental and durability tests (E)

Specification	IEC 61984:2008-10
Result, degree of protection, IP code	Finger safety with IP20 test finger

Standards and Regulations

Connection in acc. with standard	EN-VDE
	CSA
Flammability rating according to UL 94	V0

Environmental Product Compliance

China RoHS	Environmentally friendly use period: unlimited = EFUP-e
	No hazardous substances above threshold values

Printed-circuit board connector - MCV 1,5/ 2-G-3,81 - 1803426

Classifications

eCl@ss

eCl@ss 4.0	272607xx
eCl@ss 4.1	27260701
eCl@ss 5.0	27260701
eCl@ss 5.1	27260700
eCl@ss 6.0	27260700
eCl@ss 7.0	27440402
eCl@ss 8.0	27440402
eCl@ss 9.0	27440402

ETIM

ETIM 3.0	EC001121
ETIM 4.0	EC002637
ETIM 5.0	EC002637
ETIM 6.0	EC002637
ETIM 7.0	EC002637

UNSPSC

UNSPSC 6.01	30211810
UNSPSC 7.0901	39121409
UNSPSC 11	39121409
UNSPSC 12.01	39121409
UNSPSC 13.2	39121409

Approvals

Approvals

Approvals

CSA / IECEE CB Scheme / VDE Gutachten mit Fertigungsüberwachung / EAC / cULus Recognized

Ex Approvals

Approval details

CSA		http://www.csagroup.org/services-industries/product-listing/	13631

	B	D
Nominal voltage UN	300 V	300 V
Nominal current IN	8 A	8 A

Printed-circuit board connector - MCV 1,5/ 2-G-3,81 - 1803426

Approvals

IECEE CB Scheme		http://www.iecee.org/	DE1-60987-B1B2

Nominal voltage UN	160 V
Nominal current IN	8 A

VDE Gutachten mit Fertigungsüberwachung		http://www2.vde.com/de/Institut/Online-Service/VDE-gepruefteProdukte/Seiten/Online-Suche.aspx	40011723

Nominal voltage UN	160 V
Nominal current IN	8 A

EAC		B.01742

cULus Recognized		http://database.ul.com/cgi-bin/XYV/template/LISEXT/1FRAME/index.htm	E60425-20110128

	B	D
Nominal voltage UN	300 V	300 V
Nominal current IN	8 A	8 A

Accessories

Accessories

Coding element

Coding profile - CP-MSTB - 1734634

Coding profile, is inserted into the slot on the plug or inverted header, red insulating material

Labeled terminal marker

Printed-circuit board connector - MCV 1,5/ 2-G-3,81 - 1803426

Accessories

Marker card - SK 3,81/2,8:FORTL.ZAHLEN - 0804109

Marker card, Card, white, labeled, Horizontal: consecutive numbers 1 ... 10, 11 ... 20, etc. up to 91 ... (99)100, mounting type: adhesive, for terminal block width: 3.81 mm, lettering field size: 3.81 x 2.8 mm

Marker pen

Marker pen - B-STIFT - 1051993

Marker pen, for manual labeling of unprinted Zack strips, smear-proof and waterproof, line thickness 0.5 mm

Additional products

Printed-circuit board connector - FMC 1,5/ 2-ST-3,81 - 1745894

PCB connector, nominal current: 8 A, number of positions: 2, pitch: 3.81 mm, connection method: Push-in spring connection, color: green, contact surface: Tin

Printed-circuit board connector - MC 1,5/ 2-ST-3,81 - 1803578

PCB connector, nominal current: 8 A, number of positions: 2, pitch: 3.81 mm, connection method: Screw connection with tension sleeve, color: green, contact surface: Tin

Printed-circuit board connector - MCVW 1,5/ 2-ST-3,81 - 1826979

PCB connector, nominal current: 8 A, number of positions: 2, pitch: 3.81 mm, connection method: Screw connection with tension sleeve, color: green, contact surface: Tin

Printed-circuit board connector - MCV 1,5/ 2-G-3,81 - 1803426

Accessories

Printed-circuit board connector - MCVR 1,5/ 2-ST-3,81 - 1827127

PCB connector, nominal current: 8 A, number of positions: 2, pitch: 3.81 mm, connection method: Screw connection with tension sleeve, color: green, contact surface: Tin

---

Printed-circuit board connector - FRONT-MC 1,5/ 2-ST-3,81 - 1850660

PCB connector, nominal current: 8 A, number of positions: 2, pitch: 3.81 mm, connection method: Front screw connection, color: green, contact surface: Tin

---

Printed-circuit board connector - FK-MCP 1,5/ 2-ST-3,81 - 1851041



PCB connector, nominal current: 8 A, number of positions: 2, pitch: 3.81 mm, connection method: Push-in spring connection, color: green, contact surface: Tin

---

Printed-circuit board connector - MCC 1/ 2-STZ-3,81 - 1852176

PCB connector, nominal current: 8 A, number of positions: 2, pitch: 3.81 mm, connection method: Crimp connection, color: green, Corresponding female crimp contacts with current [A] and conductor cross section range [mm²] data: 5A/MCC-MT 0,2-0,35 (1859988); 8A/MCC-MT 0,5-1,0 (1859991)

Printed-circuit board connector - QC 0,5/ 2-ST-3,81 - 1897393



PCB connector, nominal current: 6 A, number of positions: 2, pitch: 3.81 mm, connection method: Displacement connection, color: green, contact surface: Tin

---

Phoenix Contact 2019 © - all rights reserved
http://www.phoenixcontact.com