

CONTACTOR, AC-3, 4KW/400V, 1NC, AC 24V, 50/60 HZ, 3-POLE, SZ S00 SPRING-LOADED TERMINAL



product brand name	SIRIUS
Product designation	3RT2 contactor
General technical data:	
Size of contactor	S00
Product expansion	
• function module for communication	No
• Auxiliary switch	Yes
Insulation voltage	
• rated value	690 V
Surge voltage resistance rated value	6 kV
maximum permissible voltage for safe isolation	
• between coil and main contacts acc. to EN 60947-1	400 V
Protection class IP	
• on the front	IP20
• of the terminal	IP20
Degree of pollution	3
Shock resistance	
• at rectangular impulse	

<ul style="list-style-type: none"> — at AC • with sine pulse — at AC 	<p>6,7g / 5 ms, 4,2g / 10 ms</p> <p>10,5g / 5 ms, 6,6g / 10 ms</p>
Mechanical service life (switching cycles) <ul style="list-style-type: none"> • of contactor typical • of the contactor with added electronics-compatible auxiliary switch block typical • of the contactor with added auxiliary switch block typical 	<p>30 000 000</p> <p>5 000 000</p> <p>10 000 000</p>

Ambient conditions:

Installation altitude at height above sea level maximum	2 000 m
Ambient temperature <ul style="list-style-type: none"> • during operation • during storage 	<p>-25 ... +60 °C</p> <p>-55 ... +80 °C</p>

Main circuit:

Number of NO contacts for main contacts	3
Number of NC contacts for main contacts	0
Operating voltage <ul style="list-style-type: none"> • at AC-3 rated value maximum 	690 V
Operating current <ul style="list-style-type: none"> • at AC-1 at 400 V <ul style="list-style-type: none"> — at ambient temperature 40 °C rated value • at AC-1 up to 690 V <ul style="list-style-type: none"> — at ambient temperature 40 °C rated value — at ambient temperature 60 °C rated value • at AC-2 at 400 V rated value • at AC-3 <ul style="list-style-type: none"> — at 400 V rated value — at 500 V rated value — at 690 V rated value 	<p>22 A</p> <p>22 A</p> <p>20 A</p> <p>9 A</p> <p>9 A</p> <p>7.7 A</p> <p>6.7 A</p>
Connectable conductor cross-section in main circuit at AC-1 <ul style="list-style-type: none"> • at 60 °C minimum permissible • at 40 °C minimum permissible 	<p>2.5 mm²</p> <p>4 mm²</p>
Operating current for approx. 200000 operating cycles at AC-4 <ul style="list-style-type: none"> • at 400 V rated value • at 690 V rated value 	<p>4.1 A</p> <p>3.3 A</p>
Operating current <ul style="list-style-type: none"> • at 1 current path at DC-1 <ul style="list-style-type: none"> — at 24 V rated value 	20 A

— at 110 V rated value	2.1 A
— at 220 V rated value	0.8 A
— at 440 V rated value	0.6 A
— at 600 V rated value	0.6 A
• with 2 current paths in series at DC-1	
— at 24 V rated value	20 A
— at 110 V rated value	12 A
— at 220 V rated value	1.6 A
— at 440 V rated value	0.8 A
— at 600 V rated value	0.7 A
• with 3 current paths in series at DC-1	
— at 24 V rated value	20 A
— at 110 V rated value	20 A
— at 220 V rated value	20 A
— at 440 V rated value	1.3 A
— at 600 V rated value	1 A
Operating current	
• at 1 current path at DC-3 at DC-5	
— at 24 V rated value	20 A
— at 110 V rated value	0.1 A
• with 2 current paths in series at DC-3 at DC-5	
— at 110 V rated value	0.35 A
— at 24 V rated value	20 A
• with 3 current paths in series at DC-3 at DC-5	
— at 110 V rated value	20 A
— at 220 V rated value	1.5 A
— at 24 V rated value	20 A
— at 440 V rated value	0.2 A
— at 600 V rated value	0.2 A
Operating power	
• at AC-1	
— at 230 V rated value	7.5 kW
— at 230 V at 60 °C rated value	7.5 kW
— at 400 V rated value	13 kW
— at 400 V at 60 °C rated value	13 kW
— at 690 V rated value	22 kW
— at 690 V at 60 °C rated value	22 kW
• at AC-2 at 400 V rated value	4 kW
• at AC-3	
— at 230 V rated value	2.2 kW
— at 400 V rated value	4 kW

— at 690 V rated value	5.5 kW
Operating power for approx. 200000 operating cycles at AC-4	
• at 400 V rated value	2 kW
• at 690 V rated value	2.5 kW
Thermal short-time current limited to 10 s	72 A
Power loss [W] at AC-3 at 400 V for rated value of the operating current per conductor	0.7 W
No-load switching frequency	
• at AC	10 000 1/h
Operating frequency	
• at AC-1 maximum	1 000 1/h
• at AC-2 maximum	750 1/h
• at AC-3 maximum	750 1/h
• at AC-4 maximum	250 1/h

Control circuit/ Control:	
Type of voltage of the control supply voltage	AC
Control supply voltage at AC	
• at 50 Hz rated value	24 V
• at 60 Hz rated value	24 V
Operating range factor control supply voltage rated value of magnet coil at AC	
• at 50 Hz	0.8 ... 1.1
• at 60 Hz	0.85 ... 1.1
Apparent pick-up power of magnet coil at AC	
• at 50 Hz	27 V·A
• at 60 Hz	31.7 V·A
Inductive power factor with closing power of the coil	
• at 50 Hz	0.8
• at 60 Hz	0.81
Apparent holding power of magnet coil at AC	
• at 50 Hz	4.2 V·A
• at 60 Hz	4.8 V·A
Inductive power factor with the holding power of the coil	
• at 50 Hz	0.25
• at 60 Hz	0.25
Closing delay	
• at AC	9 ... 35 ms
Opening delay	
• at AC	3.5 ... 14 ms
Arcing time	10 ... 15 ms

Residual current of the electronics for control with signal <0>	
<ul style="list-style-type: none"> • at AC at 230 V maximum permissible 	3 mA
<ul style="list-style-type: none"> • at DC at 24 V maximum permissible 	10 mA

Auxiliary circuit:

Number of NC contacts	
<ul style="list-style-type: none"> • for auxiliary contacts <ul style="list-style-type: none"> — instantaneous contact 	1
Number of NO contacts	
<ul style="list-style-type: none"> • for auxiliary contacts <ul style="list-style-type: none"> — instantaneous contact 	0
Operating current at AC-12 maximum	10 A
Operating current at AC-15	
<ul style="list-style-type: none"> • at 230 V rated value • at 400 V rated value • at 500 V rated value • at 690 V rated value 	10 A 3 A 2 A 1 A
Operating current at DC-12	
<ul style="list-style-type: none"> • at 24 V rated value • at 48 V rated value • at 60 V rated value • at 110 V rated value • at 125 V rated value • at 220 V rated value • at 600 V rated value 	10 A 6 A 6 A 3 A 2 A 1 A 0.15 A
Operating current at DC-13	
<ul style="list-style-type: none"> • at 24 V rated value • at 48 V rated value • at 60 V rated value • at 110 V rated value • at 125 V rated value • at 220 V rated value • at 600 V rated value 	10 A 2 A 2 A 1 A 0.9 A 0.3 A 0.1 A
Contact reliability of auxiliary contacts	1 faulty switching per 100 million (17 V, 1 mA)

UL/CSA ratings:

Full-load current (FLA) for three-phase AC motor	
<ul style="list-style-type: none"> • at 480 V rated value • at 600 V rated value • yielded mechanical performance [hp] for single-phase AC motor <ul style="list-style-type: none"> — at 110/120 V rated value 	7.6 A 9 A 0.33 hp

— at 230 V rated value	1 hp
• Yielded mechanical performance [hp] for three-phase AC motor	
— at 200/208 V rated value	2 hp
— at 220/230 V rated value	3 hp
— at 460/480 V rated value	5 hp
— at 575/600 V rated value	7.5 hp
Contact rating of auxiliary contacts according to UL	A600 / Q600

Short-circuit protection

Design of the fuse link	
• for short-circuit protection of the main circuit	
— with type of assignment 1 required	gL/gG LV HRC 3NA, DIAZED 5SB, NEOZED 5SE: 35 A
— with type of assignment 2 required	gL/gG LV HRC 3NA, DIAZED 5SB, NEOZED 5SE: 20 A
• for short-circuit protection of the auxiliary switch required	fuse gL/gG: 10 A

Installation/ mounting/ dimensions:

Mounting position	+/-180° rotation possible on vertical mounting surface; can be tilted forward and backward by +/- 22.5° on vertical mounting surface
Mounting type	screw and snap-on mounting onto 35 mm standard mounting rail according to DIN EN 50022
• Side-by-side mounting	Yes
Height	70 mm
Width	45 mm
Depth	73 mm
Required spacing	
• with side-by-side mounting	
— forwards	0 mm
— Backwards	0 mm
— upwards	0 mm
— downwards	0 mm
— at the side	0 mm
• for grounded parts	
— forwards	0 mm
— Backwards	0 mm
— upwards	0 mm
— at the side	6 mm
— downwards	0 mm
• for live parts	
— forwards	0 mm
— Backwards	0 mm
— upwards	0 mm

- downwards
- at the side

0 mm
6 mm

Connections/ Terminals:

Type of electrical connection <ul style="list-style-type: none"> • for main current circuit • for auxiliary and control current circuit 	spring-loaded terminals spring-loaded terminals
Type of connectable conductor cross-sections <ul style="list-style-type: none"> • for main contacts <ul style="list-style-type: none"> — single or multi-stranded — finely stranded with core end processing — finely stranded without core end processing • at AWG conductors for main contacts 	2x (0,5 ... 4 mm ²) 2x (0.5 ... 2.5 mm ²) 2x (0.5 ... 2.5 mm ²) 2x (20 ... 12)
Type of connectable conductor cross-sections <ul style="list-style-type: none"> • for auxiliary contacts <ul style="list-style-type: none"> — single or multi-stranded — finely stranded with core end processing — finely stranded without core end processing • at AWG conductors for auxiliary contacts 	2x (0,5 ... 4 mm ²) 2x (0.5 ... 2.5 mm ²) 2x (0.5 ... 2.5 mm ²) 2x (20 ... 12)

Safety related data:

B10 value with high demand rate acc. to SN 31920	1 000 000
Proportion of dangerous failures <ul style="list-style-type: none"> • with low demand rate acc. to SN 31920 • with high demand rate acc. to SN 31920 	40 % 73 %
Failure rate [FIT] <ul style="list-style-type: none"> • with low demand rate acc. to SN 31920 	100 FIT
Product function <ul style="list-style-type: none"> • Mirror contact acc. to IEC 60947-4-1 	Yes
T1 value for proof test interval or service life acc. to IEC 61508	20 y

Certificates/approvals

General Product Approval	Functional Safety/Safety of Machinery
--------------------------	---------------------------------------



[KTL](#)

[Baumusterbescheinigung](#)

Declaration of Conformity	Test Certificates	Shipping Approval
---------------------------	-------------------	-------------------



[spezielle Prüfbescheinigungen](#)

[Typprüfbescheinigung/Werkszeugnis](#)



Shipping Approval	other
-------------------	-------



[Bestätigungen](#)

other

[Umweltbestätigung](#)



Further information

Information- and Downloadcenter (Catalogs, Brochures,...)

<http://www.siemens.com/industrial-controls/catalogs>

Industry Mall (Online ordering system)

<https://mall.industry.siemens.com/mall/en/en/Catalog/product?mlfb=3RT20162AB02>

Cax online generator

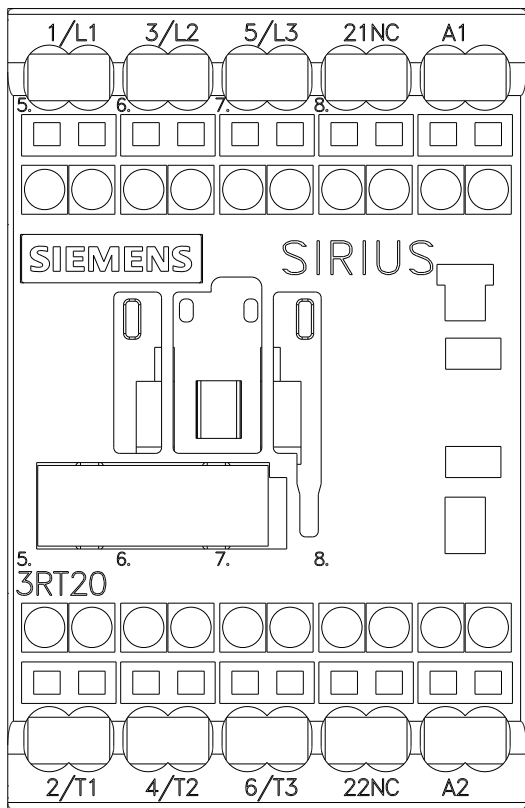
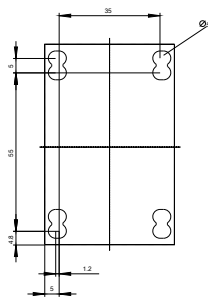
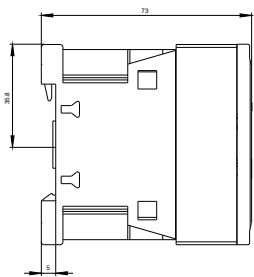
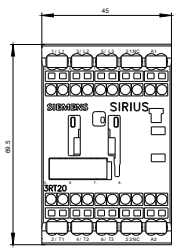
<http://support.automation.siemens.com/WW/CAXorder/default.aspx?lang=en&mlfb=3RT20162AB02>

Service&Support (Manuals, Certificates, Characteristics, FAQs,...)

<https://support.industry.siemens.com/cs/ww/en/ps/3RT20162AB02>

Image database (product images, 2D dimension drawings, 3D models, device circuit diagrams, EPLAN macros, ...)

http://www.automation.siemens.com/bilddb/cax_de.aspx?mlfb=3RT20162AB02&lang=en





last modified:

24.02.2016