

Datasheet - AZM190-02/10RK-24VDC

Solenoid interlock / AZM190



- Thermoplastic enclosure
- Long life
- Interlock with protection against incorrect locking.
- 89 mm x 178 mm x 41 mm
- Actuating head can be repositioned by 4 x 90°
- 2 cable entries M 20 x 1.5
- Wiring compartment
- Slim design, particularly suitable for fitting on hinged doors, aluminium profiles and fencing
- Sealing mechanism to prevent the ingress of dirt
- Cut clamp termination
- Manual release

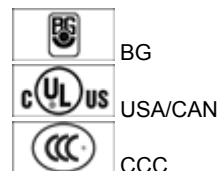
(Minor differences between the printed image and the original product may exist!)

Ordering details

Product type description	AZM190-02/10RK-24VDC
Article number	101029960
EAN code	4030661446042
Replaced article number 101155612	
eCl@ss	27-27-26-03

Approval


Approval



Classification

Standards	EN ISO 13849-1
B10d Opener (NC)	2.000.000
B10d Normally open contact (NO)	1.000.000
Mission time	20 Years
notice	$MTTF_d = \frac{B_{10d}}{0,1 \times n_{op}}$ $n_{op} = \frac{d_{op} \times h_{op} \times 3600 \text{ s/h}}{t_{cycle}}$

Global Properties

Product name	AZM190
Standards	EN 60947-5-1, BG-GS-ET-19
Compliance with the Directives (Y/N) 	Yes
Number of actuating directions	4 piece
Active principle	electromechanical
Duty cycle	Magnet 100 %
Materials	
- Material of the housings	Plastic, glass-fibre reinforced thermoplastic
- Material of the contacts	Silver
Housing coating	None
Weight	480 g

Mechanical data

Connection type	Screw connection
Cable section	
- Min. Cable section	1 x 0,5 mm ²
- Max. Cable section	1 x 1.5 mm ²
Mechanical life	2.000.000 operations
notice	All indications about the cable section are including the conductor ferrules.
Emergency unlocking device (Y/N)	No
- front	
Manual release (Y/N)	Yes
Emergency release (Y/N)	No
Latching force	20 N
Positive break force	20 N
positive break travel	2 x 3.5 mm
Clamping force F	1950 N

Ambient conditions

Ambient temperature	
- Min. environmental temperature	0°C
- Max. environmental temperature	+50 °C
Protection class	IP67 to IEC/EN 60529

Electrical data

Design of control element	, Normally open contact (NO) Opener (NC)
Switching principle	Creep circuit element
Number of auxiliary contacts	1 piece
Number of safety contacts	2 piece
Power to unlock	Yes
Power to lock	No
Rated control voltage U _s	24 VDC
Power consumption	max. 8.5 W
Rated impulse withstand voltage U _{imp}	4 kV
Rated insulation voltage U _i	250 V
Thermal test current I _{the}	4 A
Utilisation category	AC-15: 230 V / 4 A, DC-13: 24 V / 4 A

ATEX

Explosion protection categories for gases	None
Explosion protected category for dusts	None

Miscellaneous data

Applications



hinged safety guard

Dimensions

Dimensions of the sensor

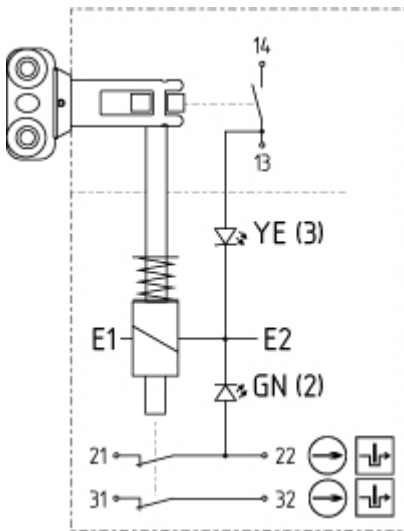
- Width of sensor	89 mm
- Height of sensor	178 mm
- Length of sensor	41 mm

notice

Manual release

- For manual release using triangular key M3 (included in delivery)
- For maintenance, installation, etc.

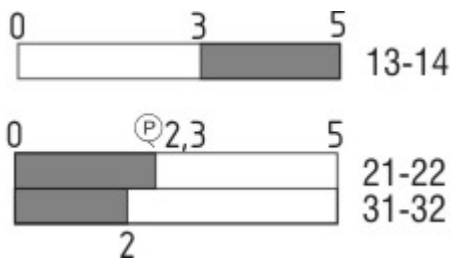
Diagram



Note Diagram

- positive break NC contact
- active
- no active
- Normally-open contact
- Normally-closed contact

Switch travel diagram



Notes Switch travel diagram

- Contact closed
- Contact open
- Setting range
- Break point
- Positive opening sequence/- angle
- VS** adjustable range of NO contact
- VÖ** adjustable range of NC contact
- N** after travel

Ordering code

AZM190-(1)RK(2)(3)-(4)-(5)

<p>(1)</p> <p>02/01</p> <p>02/02</p> <p>02/10</p> <p>02/11</p> <p>11/01</p> <p>11/02</p> <p>11/10</p> <p>11/11</p>	<p>Magnet: 2 Opener (NC); Actuator: 1 Opener (NC)</p> <p>Magnet: 2 Opener (NC); Actuator 2 Opener (NC)</p> <p>Magnet: 2 Opener (NC); Actuator: 1 Normally open contact (NO)</p> <p>Magnet: 2 Opener (NC); Actuator: 1 Opener (NC) / 1 Normally open contact (NO)</p> <p>Magnet: 1 Opener (NC) / 1 Normally open contact (NO); Actuator: 1 Opener (NC)</p> <p>Magnet: 1 Opener (NC) / 1 Normally open contact (NO); Actuator: 2 Opener (NC)</p> <p>Magnet: 1 Opener (NC) / 1 Normally open contact (NO); Actuator: 1 Normally open contact (NO)</p> <p>Magnet: 1 Opener (NC) / 1 Normally open contact (NO); Actuator: 1 Opener (NC) / 1 Normally open contact (NO)</p>
<p>(2)</p> <p><i>without</i></p> <p>A</p>	<p>Power to unlock</p> <p>Power to lock</p>
<p>(3)</p> <p><i>without</i></p> <p>E0</p> <p>E1</p> <p>N</p> <p>T</p>	<p>With Manual release cover-side</p> <p>Without Manual release</p> <p>With Manual release lateral (right)</p> <p>Emergency release</p> <p>Emergency unlocking device</p>
<p>(4)</p> <p><i>without</i></p> <p>G</p>	<p>Without LED switching conditions display</p> <p>With LED switching conditions display (Only for 24 VAC/DC; not combinable in combination with -E1 und -T)</p>
<p>(5)</p> <p>24VAC</p> <p>24VDC</p> <p>48VAC</p> <p>110VAC</p> <p>230VAC</p>	<p>Us: 24 VAC</p> <p>Us: 24 VDC</p> <p>Us: 48 VAC</p> <p>Us: 110 VAC</p> <p>Us: 230 VAC</p>

Documents

Operating instructions and Declaration of conformity (it) 344 kB, 14.04.2014

Code: mrl_azm190_it

Operating instructions and Declaration of conformity (jp) 631 kB, 14.04.2014

Code: mrl_azm190_jp

Operating instructions and Declaration of conformity (fr) 470 kB, 25.09.2015

Code: mrl_azm190_fr

Operating instructions and Declaration of conformity (pl) 404 kB, 14.04.2014

Code: mrl_azm190_pl

Operating instructions and Declaration of conformity (en) 467 kB, 25.09.2015

Code: mrl_azm190_en

Operating instructions and Declaration of conformity (nl) 371 kB, 29.04.2014

Code: mrl_azm190_nl

Operating instructions and Declaration of conformity (es) 364 kB, 02.09.2014

Code: mrl_azm190_es

Operating instructions and Declaration of conformity (de) 453 kB, 25.09.2015

Code: mrl_azm190_de

BG-test certificate (en) 166 kB, 27.02.2014

Code: z_m19p02

BG-test certificate (de) 169 kB, 27.02.2014

Code: z_m19p01

CCC certification (cn) 157 kB, 20.02.2015

Code: q_azmp07

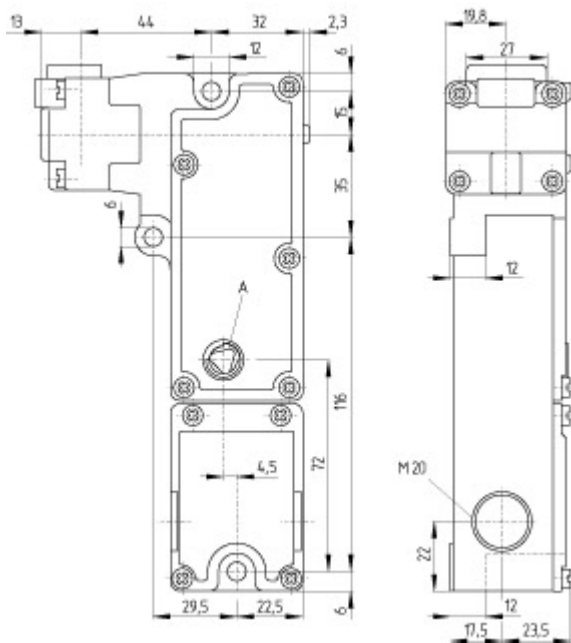
CCC certification (en) 172 kB, 20.02.2015

Code: q_azmp06

EAC certification (ru) 809 kB, 05.10.2015

Code: q_6040p17_ru

Images



Dimensional drawing (basic component)

System components

Actuator



101029965 - AZM190-B1

- Compensation for tolerances by means of rubber buffers



101029967 - AZM190-B3/1X15



101029968 - AZM190-B3/1X7,5



101029938 - AZM190-B3/2X15

- For very small actuating radii in line with or at 90° to the plane of the actuator

101029966 - AZM190-B5

- Particularly suitable for front mounting e.g. on hinged guards



103009445 - AZM190-B3V/15

-



103009443 - AZM190-B3V/2X15

- For very small actuating radii in line with or at 90° to the plane of the actuator
-



103009444 - AZM190-B3V/7,5

-



Accessories



101029969 - MP190 MOUNTING PLATE

- For simple mounting of an AZM190 on profile systems



101028565 - TRIANGULAR KEY TZ-75

- For manual release
- angled triangular key



103009486 - MP190-V MOUNTING PLATE

-

103009487 - MP190-VD MOUNTING PLATE

-



K.A. Schmersal GmbH & Co. KG, Möddinghofe 30, D-42279 Wuppertal

The data and values have been checked thoroughly. Technical modifications and errors excepted.

Generiert am 19.01.2016 - 10:40:26h Kasbase 3.2.1.F.64I