

PLC-RSC- 12DC/21-21


Order No.: 2967235

The illustration shows the version PLC-RSC- 24DC/21-21



PLC relay, consisting of base terminal block PLC-BSC.../21 with screw connection and pluggable miniature relay with power contact, for assembly on DIN rail NS 35/7.5, 2 PDT, input voltage 12 V DC



Commercial data	
EAN	4 017918 163501 
Pack	10 Pcs.
Customs tariff	85364190
Product key	106230
Catalog page information	Page 83 (IF-2011)

Product notes

WEEE/RoHS-compliant since:
02/09/2006



<http://www.download.phoenixcontact.com>
Please note that the data given here has been taken from the online catalog. For comprehensive information and data, please refer to the user documentation. The General Terms and Conditions of Use apply to Internet downloads.

Technical data	
Coil side	
Nominal input voltage U_N	12 V DC
Nominal input current at U_{IN}	33 mA
Typical response time	8 ms

Typical release time	10 ms
Operating voltage display	Yellow LED
Protective circuit	Protection against polarity reversal Polarity protection diode
	Free-wheeling diode Damping diode

Contact side

Contact type	Single contact, 2-PDT
Contact material	AgNi
Maximum switching voltage	250 V AC/DC (The separating plate PLC-ATP should be installed for voltages larger than 250 V (L1, L2, L3) between identical terminal blocks in adjacent modules. Potential bridging is then carried out with FBST 8-PLC... or ...FBST 500...)
Minimum switching voltage	5 V AC/DC (at 10 mA)
Maximum inrush current	15 A (300 ms)
Min. switching current	10 mA (At 5 V)
Limiting continuous current	6 A
Interrupting rating (ohmic load) max.	140 W (at 24 V DC)
	85 W (for 48 V DC)
	60 W (for 60 V DC)
	44 W (for 110 V DC)
	60 W (for 220 V DC)
	1500 VA (for 250 V AC)

General data

Width	14 mm
Height	80 mm
Depth	94 mm
Test voltage relay winding/relay contact	4 kV AC (50 Hz, 1 min.)
Test voltage PDT/PDT	2.5 kV AC (50 Hz, 1 min.)
Ambient temperature (operation)	-40 °C ... 60 °C
Ambient temperature (storage/transport)	-40 °C ... 85 °C
Operating mode	100% operating factor
Mechanical service life	3 x 10 ⁷ cycles
Inflammability class according to UL 94	V0
Name	Standards/regulations

Standards/regulations	IEC 60664
	EN 50178
	IEC 62103
Rated surge voltage / insulation	6 kV (safe isolation: control side / contact side)
Pollution degree	2
Surge voltage category	III
Mounting position	Any
Assembly instructions	In rows with zero spacing

Connection data

Connection method	Screw connection
Conductor cross section solid min.	0.14 mm ²
Conductor cross section solid max.	2.5 mm ²
Conductor cross section stranded min.	0.14 mm ²
Conductor cross section stranded max.	2.5 mm ²
Conductor cross section AWG/kcmil min.	26
Conductor cross section AWG/kcmil max	14
Stripping length	8 mm
Screw thread	M3

Certificates / Approvals

Certification CUL, CUL Listed, GL, UL, UL Listed

Accessories

Item	Designation	Description
------	-------------	-------------

Assembly

0801762	NS 35/ 7,5 CU UNPERF 2000MM	DIN rail, material: Copper, unperforated, height 7.5 mm, width 35 mm, length: 2 m
0801733	NS 35/ 7,5 PERF 2000MM	DIN rail, material: steel galvanized and passivated with a thick layer, perforated, height 7.5 mm, width 35 mm, length: 2000 mm
0801681	NS 35/ 7,5 UNPERF 2000MM	DIN rail, material: Steel, unperforated, height 7.5 mm, width 35 mm, length: 2 m
0801377	NS 35/ 7,5 V2A UNPERF 2000MM	DIN rail, Width: 35 mm, Height: 7.5 mm, Length: 2000 mm, Color: silver
1201756	NS 35/15 AL UNPERF 2000MM	DIN rail, deep drawn, high profile, unperforated, 1.5 mm thick, material: aluminum, height 15 mm, width 35 mm, length 2000 mm

1201895	NS 35/15 CU UNPERF 2000MM	DIN rail, material: Copper, unperforated, 1.5 mm thick, height 15 mm, width 35 mm, length: 2 m
1201730	NS 35/15 PERF 2000MM	DIN rail, material: steel galvanized and passivated with a thick layer, perforated, height 15 mm, width 35 mm, length: 2000 mm
1201714	NS 35/15 UNPERF 2000MM	DIN rail, material: Steel, unperforated, height 15 mm, width 35 mm, length: 2 m
1201798	NS 35/15-2,3 UNPERF 2000MM	DIN rail, material: Steel, unperforated, 2.3 mm thick, height 15 mm, width 35 mm, length: 2 m
2966841	PLC-ATP BK	Separating plate, 2 mm thick, required at the start and end of a PLC terminal strip. Furthermore, it is used for: visual separation of groups, safe isolation of different voltages of neighboring PLC relays in acc. with DIN VDE 0106-101, isolation

Bridges

2966812	FBST 6-PLC BU	Single plug-in bridge, Length: 6 mm, Number of positions: 2, Color: blue
2966825	FBST 6-PLC GY	Single plug-in bridge, Length: 6 mm, Number of positions: 2, Color: gray
2966236	FBST 6-PLC RD	Single plug-in bridge, Length: 6 mm, Number of positions: 2, Color: red
2967688	FBST 8-PLC GY	Single plug-in bridge, Length: 8 mm, Number of positions: 2, Color: gray
2967691	FBST 14-PLC BK	Single plug-in bridge, Length: 14 mm, Number of positions: 2, Color: black
2966692	FBST 500-PLC BU	Continuous plug-in bridge, Length: 500 mm, Color: blue
2966838	FBST 500-PLC GY	Continuous plug-in bridge, Length: 500 mm, Color: gray
2966786	FBST 500-PLC RD	Continuous plug-in bridge, Length: 500 mm, Color: red

General

2967251	PLC-BSC- 12DC/21-21	14 mm PLC basic terminal blocks with screw connection, 12 V DC input voltage (without relay or optocoupler)
2966508	PLC-ESK GY	Power terminal block, for the input of up to four potentials, for mounting on NS 35/7.5

Marking

1053001	ZB 10:UNBEDRUCKT	Zack marker strip, Strip, white, Unlabeled, Can be labeled with: Plotter, Mounting type: Snap into tall marker groove, For terminal block width: 10.2 mm, Lettering field: 10.5 x 10.15 mm
1053014	ZB10,LGS:FORTL.ZAHLEN	Zack marker strip, Strip, white, Labeled, Can be labeled with: Plotter, Printed horizontally: Consecutive numbers 1 - 10, 11 - 20, etc. up to 991 - 1000, Mounting type: Snap into tall marker groove, For terminal block width: 10.2 mm
5060883	ZB10/WH-100:UNBEDRUCKT	Zack marker strip, Strip, white, Unlabeled, Can be labeled with: Plotter, Mounting type: Snap into tall marker groove, For terminal block width: 10.2 mm

Relay

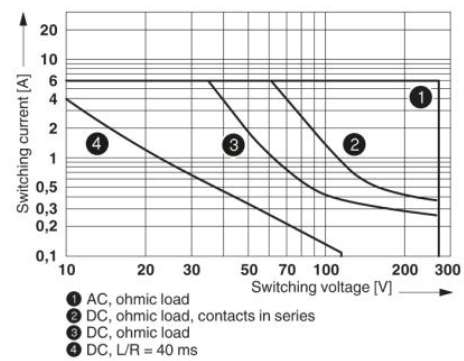
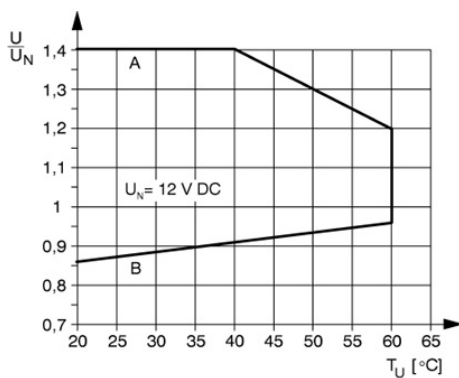
2961257	REL-MR- 12DC/21-21	Pluggable miniature relays, with power contact, 2 PDT, input voltage 12 V DC
---------	--------------------	------------------------------------------------------------------------------

Tools

1204517	SZF 1-0,6X3,5	Actuation tool, for ST terminal blocks, also suitable for use as a bladed screwdriver, size: 0.6 x 3.5 x 100 mm, 2-component grip, with non-slip grip
---------	---------------	-------------------------------------------------------------------------------------------------------------------------------------------------------

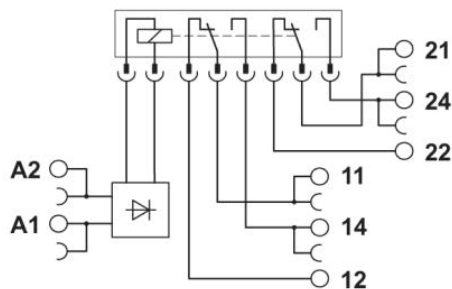
Drawings

Diagram



Interrupting rating

Circuit diagram



Connection data incl. use groups





Address

PHOENIX CONTACT Deutschland GmbH
Flachmarktstr. 8
32825 Blomberg, Germany
Phone +49 5235 3 12000
Fax +49 5235 3 41200
<http://www.phoenixcontact.de>



© 2012 Phoenix Contact
Technical modifications reserved;