

Single relay - REL-IR2/LDP- 48DC/2X21 - 2903661

Please be informed that the data shown in this PDF Document is generated from our Online Catalog. Please find the complete data in the user's documentation. Our General Terms of Use for Downloads are valid (<http://phoenixcontact.com/download>)




Plug-in industrial relay with power contacts, 2 PDTs, test key, status LED, freewheeling diode, mechanical switch position indicator, polarity: A1+, A2-, input voltage: 48 V DC

The figure shows version REL-IR2/LDP- 24DC/2X21



Key commercial data

Packing unit	10 pc
Minimum order quantity	10 pc
GTIN	 4 046356 758147
Weight per Piece (excluding packing)	36.23 g
Custom tariff number	85364190
Country of origin	Poland

Technical data

Dimensions

Width	21.2 mm
Height	35.6 mm
Depth	27.5 mm

Ambient conditions

Ambient temperature (operation)	-40 °C ... 70 °C
Ambient temperature (storage/transport)	-40 °C ... 85 °C

Coil side

Nominal input voltage U_N	48 V DC
Input voltage range in reference to U_N	see diagram
Typical input current at U_N	22 mA
Typical response time	13 ms
Typical release time	14 ms
Status display	Yellow LED

Single relay - REL-IR2/LDP- 48DC/2X21 - 2903661

Technical data

Coil side

Protective circuit	Damping diode
--------------------	---------------

Contact side

Contact type	2 PDT
Contact material	AgNi
Maximum switching voltage	250 V AC/DC
Minimum switching voltage	5 V (At 24 mA)
Maximum inrush current	30 A (20 ms, N/O contact)
Min. switching current	5 mA (at 24 V)
Limiting continuous current	12 A
Interrupting rating (ohmic load) max.	288 W (at 24 V DC)
	124 W (at 48 V DC)
	108 W (at 60 V DC)
	52 W (at 110 V DC)
	48 W (at 220 V DC)
	3000 VA (for 250 V AC)
Switching capacity min.	0.12 W
Switching capacity in acc. with DIN VDE 0660/IEC 60947	2 A (at 24 V, DC13)
	0.22 A (at 120 V, DC13)
	0.11 A (at 250 V, DC13)
	3 A (at 120 V, AC15)
	1.5 A (at 240 V, AC15)

General

Test voltage relay winding/relay contact	2.5 kV _{rms} (50 Hz, 1 min.)
Test voltage relay contact/relay contact	2.5 kV _{rms} (50 Hz, 1 min.)
Test voltage PDT/PDT	2.5 kV _{rms} (50 Hz, 1 min.)
Operating mode	100% operating factor
Degree of protection	RT I
Mechanical service life	Approx. 2 x 10 ⁷ cycles
Designation	Air and creepage distances between the power circuits
Standards/regulations	IEC 61810
Rated insulation voltage	250 V AC
Pollution degree	3
Surge voltage category	III
Designation	Standards/regulations
Standards/regulations	IEC 61810
Mounting position	any

Connection data

Connection method	Plug connection
-------------------	-----------------

Single relay - REL-IR2/LDP- 48DC/2X21 - 2903661

Classifications

eCl@ss

eCl@ss 4.0	27371104
eCl@ss 4.1	27371104
eCl@ss 5.0	27371001
eCl@ss 5.1	27371001
eCl@ss 6.0	27371001
eCl@ss 7.0	27371001
eCl@ss 8.0	27371601

ETIM

ETIM 3.0	EC000196
ETIM 4.0	EC000196
ETIM 5.0	EC001437

UNSPSC

UNSPSC 6.01	30211916
UNSPSC 7.0901	39121515
UNSPSC 11	39121515
UNSPSC 12.01	39121515
UNSPSC 13.2	39121515

Approvals

Approvals

Approvals

CSA / UL Recognized / cUL Recognized / VDE Zeichengenehmigung / EAC / cULus Recognized

Ex Approvals


Approvals submitted


Approval details


--

Single relay - REL-IR2/LDP- 48DC/2X21 - 2903661


Approvals

UL Recognized 

cUL Recognized 

VDE Zeichengenehmigung 

EAC

cULus Recognized 

Accessories

Accessories

Relay socket

Relay socket - RIF-2-BPT/4X21 - 2900934

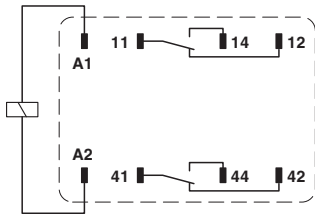


RIF-2... relay base, for industrial relay with 2 or 4 PDTs, push-in connection, plug-in option for input/suppressor modules, for mounting on NS 35/7,5

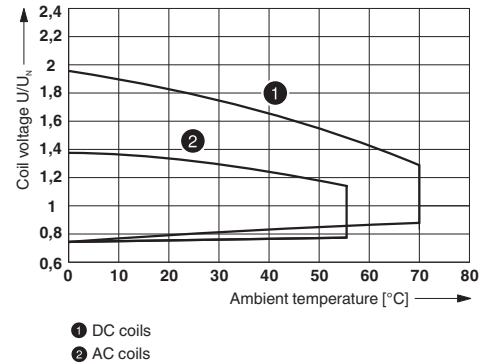
Drawings

Single relay - REL-IR2/LDP- 48DC/2X21 - 2903661

Circuit diagram

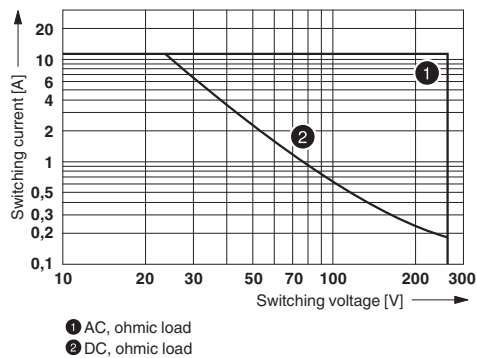


Diagram

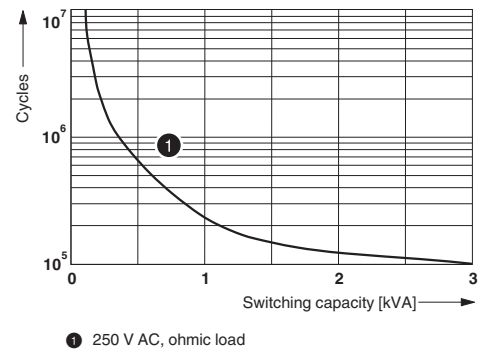


Operating voltage range

Diagram



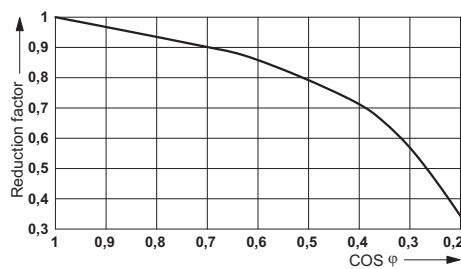
Diagram



Interrupting rating

Electrical service life

Diagram



Service life reduction factor