

Temperature measuring transducer - MINI MCR-SL-PT100-UI-200-NC - 2864370

Please be informed that the data shown in this PDF Document is generated from our Online Catalog. Please find the complete data in the user's documentation. Our General Terms of Use for Downloads are valid (<http://phoenixcontact.com/download>)



MCR temperature transducer, configurable, for Pt 100 temperature sensors, with screw-connection, not configured

Why buy this product

- ✓ Power supply possible via the foot element (TBUS)
- ✓ Optimized temperature measuring range of -50°C to +200°C for increased accuracy
- ✓ For 2, 3 or 4-wire Pt 100 sensors according to IEC 60751
- ✓ Error indication via diagnostic LED and analog signal
- ✓ Pt 100 signals to create standard signals
- ✓ 3-way isolation
- ✓ Highly-compact temperature transducer for electrical isolation, conversion, amplification, and filtering of
- ✓ Input and output signals can be configured via DIP switches



Key Commercial Data

Packing unit	1 pc
GTIN	 4 046356 046480
Weight per Piece (excluding packing)	74.4 g
Custom tariff number	85437090
Country of origin	Germany

Technical data

Note

Utilization restriction	EMC: class A product, see manufacturer's declaration in the download area
-------------------------	---

Dimensions

Width	6.2 mm
-------	--------

Temperature measuring transducer - MINI MCR-SL-PT100-UI-200-NC - 2864370

Technical data

Dimensions

Height	93.1 mm
Depth	102.5 mm

Ambient conditions

Ambient temperature (operation)	-20 °C ... 65 °C
Ambient temperature (storage/transport)	-40 °C ... 85 °C
Degree of protection	IP20

Input data

Sensor types (RTD) that can be used	Pt 100 (IEC 60751/EN 60751)
Sensor input current	1 mA (constant)
Temperature measuring range	-50 °C ... 200 °C
Connection method	2, 3, 4-wire

Output data

Number of outputs	1
Voltage output signal	0 V ... 10 V
	10 V ... 0 V
	0 V ... 5 V
	1 V ... 5 V
Current output signal	0 mA ... 20 mA
	4 mA ... 20 mA
	20 mA ... 0 mA
	20 mA ... 4 mA
Max. output voltage	approx. 12.5 V
Max. output current	23 mA
Short-circuit current	approx. 10 mA
Load/output load voltage output	> 10 kΩ
Load/output load current output	< 500 Ω (at 20 mA)

Power supply

Nominal supply voltage	24 V DC
Supply voltage range	19.2 V DC ... 30 V DC (The DIN rail bus connector (ME 6,2 TBUS-2 1,5/5-ST-3,81 GN, Order No. 2869728) can be used to bridge the supply voltage. It can be snapped onto a 35 mm DIN rail according to EN 60715))
Max. current consumption	< 21 mA (at 24 V DC)
Power consumption	< 500 mW

Connection data

Connection method	Screw connection
Conductor cross section solid min.	0.2 mm ²
Conductor cross section solid max.	2.5 mm ²

Temperature measuring transducer - MINI MCR-SL-PT100-UI-200-NC - 2864370

Technical data

Connection data

Conductor cross section AWG min.	26
Conductor cross section AWG max.	12
Conductor cross section flexible min.	0.2 mm ²
Conductor cross section flexible max.	2.5 mm ²
Stripping length	12 mm
Screw thread	M3

General

Maximum temperature coefficient	< 0.02 %/K
Protective circuit	Transient protection
Electrical isolation	Basic insulation according to EN 61010
Overvoltage category	II
Degree of pollution	2
Rated insulation voltage	50 V AC/DC
Test voltage, input/output/supply	1.5 kV (50 Hz, 1 min.)
Electromagnetic compatibility	Conformance with EMC Directive 2004/108/EC
Noise emission	EN 61000-6-4
Noise immunity	EN 61000-6-2 When being exposed to interference, there may be minimal deviations.
Color	green
Housing material	PBT
Mounting position	any
Conformance	CE-compliant
ATEX	# II 3 G Ex nA IIC T4 Gc X
UL, USA / Canada	UL 508 Recognized
	Class I, Div. 2, Groups A, B, C, D T5
GL	GL EMC 2 D

EMC data

Designation	Electromagnetic RF field
Standards/regulations	EN 61000-4-3
Typical deviation from the measuring range final value	10 %
Designation	Fast transients (burst)
Standards/regulations	EN 61000-4-4
Typical deviation from the measuring range final value	10 %
Designation	Conducted interferences
Standards/regulations	EN 61000-4-6
Typical deviation from the measuring range final value	10 %

Standards and Regulations

Electromagnetic compatibility	Conformance with EMC Directive 2004/108/EC
-------------------------------	--

Temperature measuring transducer - MINI MCR-SL-PT100-UI-200-NC - 2864370

Technical data

Standards and Regulations

Noise emission	EN 61000-6-4
Connection in acc. with standard	CUL
Designation	Electromagnetic RF field
Standards/regulations	EN 61000-4-3
	EN 61000-4-4
Designation	Conducted interferences
Standards/regulations	EN 61000-4-6
Electrical isolation	Basic insulation according to EN 61010
Conformance	CE-compliant
ATEX	# II 3 G Ex nA IIC T4 Gc X
UL, USA / Canada	UL 508 Recognized
	Class I, Div. 2, Groups A, B, C, D T5
GL	GL EMC 2 D

Classifications

eCl@ss

eCl@ss 4.0	27200206
eCl@ss 4.1	27200206
eCl@ss 5.0	27200206
eCl@ss 5.1	27200206
eCl@ss 6.0	27200206
eCl@ss 7.0	27200206
eCl@ss 8.0	27371503

ETIM

ETIM 2.0	EC001446
ETIM 3.0	EC001446
ETIM 4.0	EC001446
ETIM 5.0	EC002568

UNSPSC

UNSPSC 6.01	30211506
UNSPSC 7.0901	39121008
UNSPSC 11	39121008
UNSPSC 12.01	39121008
UNSPSC 13.2	39121008

Approvals

Approvals

Temperature measuring transducer - MINI MCR-SL-PT100-UI-200-NC - 2864370

Approvals

Approvals


UL Recognized / cUL Recognized / GL / EAC / cULus Recognized


Ex Approvals

UL Listed / cUL Listed / ATEX / cULus Listed

Approvals submitted


Approval details

UL Recognized 

cUL Recognized 

GL

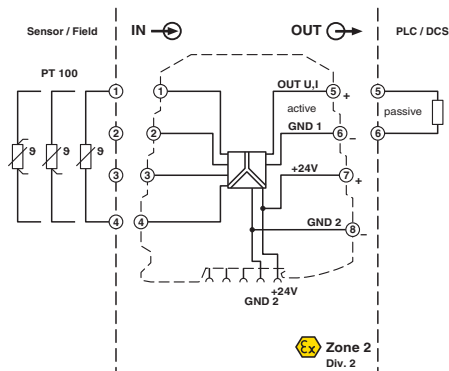
EAC

cULus Recognized 

Drawings

Temperature measuring transducer - MINI MCR-SL-PT100-UI-200-NC - 2864370

Block diagram



Dimensional drawing

