

## Panel feed-through terminal block - HDFK 10-VP-HV - 0717393


Please be informed that the data shown in this PDF Document is generated from our Online Catalog. Please find the complete data in the user's documentation. Our General Terms of Use for Downloads are valid (<http://phoenixcontact.com/download>)



Panel feed-through terminal block, Connection method: Screw connection, Solder connection, Load current : 63 A, Cross section: 0.5 mm<sup>2</sup> - 16 mm<sup>2</sup>, AWG 20 - 6, Connection direction of the conductor to plug-in direction: 0 °, Width: 10.1 mm, Color: gray



### Key commercial data

Packing unit	50 pc
Minimum order quantity	50 pc
GTIN	 4 017918 904623
Weight per Piece (excluding packing)	15.6 g
Custom tariff number	85369010
Country of origin	Greece

### Technical data

#### General

Number of levels	1
Number of connections	2
Color	gray
Insulating material	PA
Inflammability class according to UL 94	V0
Rated surge voltage	6 kV
Pollution degree	3
Surge voltage category	III
Insulating material group	I
Connection in acc. with standard	IEC 60947-7-1
Nominal current I <sub>N</sub>	57 A
Nominal voltage U <sub>N</sub>	1000 V
Number of positions	1

#### Dimensions

Width	10.1 mm
-------	---------

# Panel feed-through terminal block - HDFK 10-VP-HV - 0717393

## Technical data

### Dimensions

Length	58.8 mm
--------	---------

### Connection data

Connection side	Outside
Connection method	Screw connection
Conductor cross section solid min.	0.5 mm <sup>2</sup>
Conductor cross section solid max.	16 mm <sup>2</sup>
Conductor cross section stranded min.	0.5 mm <sup>2</sup>
Conductor cross section stranded max.	10 mm <sup>2</sup>
Conductor cross section AWG/kcmil min.	20
Conductor cross section AWG/kcmil max	6
Conductor cross section stranded, with ferrule without plastic sleeve min.	0.5 mm <sup>2</sup>
Conductor cross section stranded, with ferrule without plastic sleeve max.	10 mm <sup>2</sup>
Conductor cross section stranded, with ferrule with plastic sleeve min.	0.5 mm <sup>2</sup>
Conductor cross section stranded, with ferrule with plastic sleeve max.	10 mm <sup>2</sup>
2 conductors with same cross section, solid min.	0.5 mm <sup>2</sup>
2 conductors with same cross section, solid max.	4 mm <sup>2</sup>
2 conductors with same cross section, stranded min.	0.5 mm <sup>2</sup>
2 conductors with same cross section, stranded max.	4 mm <sup>2</sup>
2 conductors with same cross section, stranded, ferrules without plastic sleeve, min.	0.5 mm <sup>2</sup>
2 conductors with same cross section, stranded, ferrules without plastic sleeve, max.	2.5 mm <sup>2</sup>
2 conductors with same cross section, stranded, TWIN ferrules with plastic sleeve, min.	0.5 mm <sup>2</sup>
2 conductors with same cross section, stranded, TWIN ferrules with plastic sleeve, max.	6 mm <sup>2</sup>
Cross section with insertion bridge, solid max.	10 mm <sup>2</sup>
Cross section with insertion bridge, stranded max.	10 mm <sup>2</sup>
Stripping length	11 mm
Internal cylindrical gage	B6
Screw thread	M4
Tightening torque, min	1.5 Nm
Tightening torque max	1.8 Nm
Connection side	Inside
Connection method	Solder connection

## Classifications

eCl@ss

eCl@ss 4.0	27141131
------------	----------

# Panel feed-through terminal block - HDFK 10-VP-HV - 0717393

## Classifications

### eCl@ss

eCl@ss 4.1	27141131
eCl@ss 5.0	27141134
eCl@ss 5.1	27141134
eCl@ss 6.0	27141134
eCl@ss 7.0	27141134
eCl@ss 8.0	27141134

### ETIM

ETIM 2.0	EC001283
ETIM 3.0	EC001283
ETIM 4.0	EC001283
ETIM 5.0	EC001283

### UNSPSC

UNSPSC 6.01	30211811
UNSPSC 7.0901	39121410
UNSPSC 11	39121410
UNSPSC 12.01	39121410
UNSPSC 13.2	39121410

## Approvals

### Approvals


#### Approvals

UL Recognized / KEMA-KEUR / cUL Recognized / PRS / IECCEB CB Scheme / EAC / cULus Recognized

#### Ex Approvals

#### Approvals submitted

### Approval details

UL Recognized 			
		B	C
mm <sup>2</sup> /AWG/kcmil	24-6	24-6	24-6
Nominal current IN	65 A	65 A	65 A

## Panel feed-through terminal block - HDFK 10-VP-HV - 0717393

### Approvals

		B	C
Nominal voltage UN	600 V	600 V	600 V

KEMA-KEUR

mm <sup>2</sup> /AWG/kcmil	10
Nominal current I <sub>N</sub>	57 A
Nominal voltage UN	1000 V

cUL Recognized

		B	C
mm <sup>2</sup> /AWG/kcmil	24-6	24-6	24-6
Nominal current I <sub>N</sub>	65 A	65 A	65 A
Nominal voltage UN	600 V	600 V	600 V

PRS

IECEE CB Scheme

mm <sup>2</sup> /AWG/kcmil	10
Nominal current I <sub>N</sub>	57 A
Nominal voltage UN	1000 V

EAC

cULus Recognized

### Accessories

Accessories

Insertion bridge

## Panel feed-through terminal block - HDFK 10-VP-HV - 0717393

### Accessories

Insertion bridge - EB 2-10 - 0203153



Insertion bridge, Number of positions: 2, Color: gray

Insertion bridge - EB 3-10 - 0203328



Insertion bridge, Number of positions: 3, Color: gray

Insertion bridge - EB 10-10 - 0203137



Insertion bridge, Number of positions: 10, Color: gray

### Labeled terminal marker

Marker for terminal blocks - ZB 8,LGS:1-9 - 1052125



Marker for terminal blocks, Strip, white, labeled, Printed horizontally: Consecutive numbers 1 - 9, Mounting type: Snap into tall marker groove, for terminal block width: 8.2 mm, Lettering field: 10.5 x 8.15 mm

Zack marker strip - ZB 8,LGS:FORTL.ZAHLEN - 1052015



Zack marker strip, Strip, white, labeled, can be labeled with: Plotter, Printed horizontally: Consecutive numbers 1 - 10, 11 - 20, etc. up to 491 - 500, Mounting type: Snap into tall marker groove, for terminal block width: 8.2 mm, Lettering field: 10.5 x 8.15 mm

## Panel feed-through terminal block - HDFK 10-VP-HV - 0717393

### Accessories

Marker for terminal blocks - ZB 8,LGS:L1-N,PE - 1052413



Marker for terminal blocks, Strip, white, labeled, can be labeled with: Plotter, Horizontal: L1, L2, L3, N, PE, L1, L2, L3, N, PE, Mounting type: Snap into tall marker groove, for terminal block width: 8.2 mm, Lettering field: 10.5 x 8.15 mm

Zack marker strip - ZB 8,QR:FORTL.ZAHLEN - 1052028



Zack marker strip, Strip, white, labeled, can be labeled with: Plotter, Printed vertically: Consecutive numbers 1 - 10, 11 - 20, etc. up to 91 - 100, Mounting type: Snap into tall marker groove, for terminal block width: 8.2 mm, Lettering field: 10.5 x 8.15 mm

### Screwdriver tools

Screwdriver - SZS 1,0X4,0 VDE - 1205066



Screwdriver, slot-headed, VDE insulated, size: 1.0 x 4.0 x 100 mm, 2-component grip, with non-slip grip

### Terminal marking

Zack marker strip - ZB 8/WH-100:UNBEDRUCKT - 5060896



Zack marker strip, Strip, white, unlabeled, can be labeled with: Plotter, Mounting type: Snap into tall marker groove, for terminal block width: 8.2 mm, Lettering field: 10.5 x 8.15 mm

Zack marker strip - ZB 8:UNBEDRUCKT - 1052002

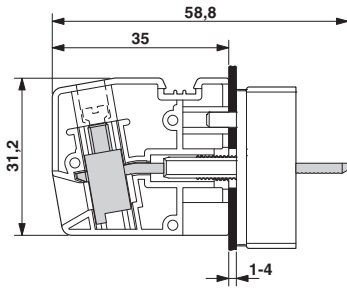


Zack marker strip, Strip, white, unlabeled, can be labeled with: Plotter, Mounting type: Snap into tall marker groove, for terminal block width: 8.2 mm, Lettering field: 10.5 x 8.15 mm

### Drawings

# Panel feed-through terminal block - HDFK 10-VP-HV - 0717393

Dimensioned drawing



Dimensioned drawing

