

SP 2,5/ 3


Order No.: 3040274

The illustration shows a 6-position version



Connectors, Connection method: Spring-cage connection, Number of positions: 3, Cross section: 0.08 mm² - 4 mm², AWG: 28 - 12, Width: 15.6 mm, Height: 39 mm, Color: gray

Commercial data

EAN	 4 017918 832803
Pack	50
Customs tariff	85366990
Gross weight in pieces	9.07 g
Country of Origin	PL
Catalog page information	Page 336 (CL1-2011)

Product notesWEEE/RoHS-compliant since:
01/01/2003

Please note that the data given here has been taken from the online catalog. For comprehensive information and data, please refer to the user documentation at <http://www.download.phoenixcontact.com>. The General Terms and Conditions of Use apply to Internet downloads.

Technical data**Dimensions**

Width	15.6 mm
Length	15.8 mm
Height	39 mm

Technical data

Maximum load current	24 A (with 2.5 mm ² conductor cross section)
Rated surge voltage	6 kV
Pollution degree	3
Surge voltage category	III
Insulating material group	I
Connection in acc. with standard	IEC 61984
Nominal current I _N	24 A
Nominal voltage U _N	500 V
Open side panel	nein
Number of positions	3

Connection data

Conductor cross section solid min.	0.08 mm ²
Conductor cross section solid max.	4 mm ²
Conductor cross section AWG/kcmil min.	28
Conductor cross section AWG/kcmil max	12
Conductor cross section stranded min.	0.08 mm ²
Conductor cross section stranded max.	2.5 mm ²
Min. AWG conductor cross section, stranded	28
Max. AWG conductor cross section, stranded	14
Conductor cross section stranded, with ferrule without plastic sleeve min.	0.14 mm ²
Conductor cross section stranded, with ferrule without plastic sleeve max.	2.5 mm ²
Conductor cross section stranded, with ferrule with plastic sleeve min.	0.14 mm ²
Conductor cross section stranded, with ferrule with plastic sleeve max.	2.5 mm ²
2 conductors with same cross section, stranded, TWIN ferrules with plastic sleeve, max.	0.5 mm ²
Connection method	Spring-cage connection
Stripping length	10 mm
Internal cylindrical gage	A3

Certificates



Certification

CSA, cULus Recognized, GOST, VDE Gutachten mit
Fertigungsüberwachung, BV, DNV, GL, LR, RS, IECCE CB
Scheme

Certifications applied for:

Certification Ex:

Accessories

Item	Designation	Description
------	-------------	-------------

Assembly

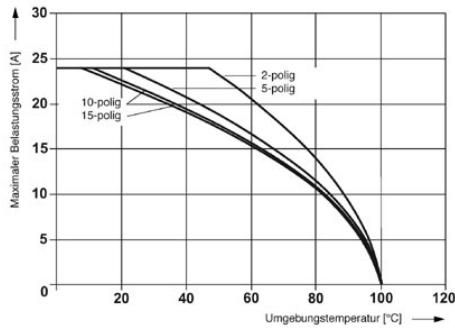
3040559	PR	Latching, Number of positions: 1, Color: orange
3040630	PR/2	Latching, Number of positions: 2, Color: orange
3040614	PRZ	Latching, Width: 5.2 mm, Length: 3 mm, Number of positions: 2, Color: orange
3040591	PSH 3- 6	Shield connection clamp, Color: black
3040601	PSH 5-10	Shield connection clamp, Color: black
3040627	PZ/2	Strain relief, Number of positions: 2, Color: black
3040643	PZ/4	Strain relief, Number of positions: 4, Color: black

Plug/Adapter

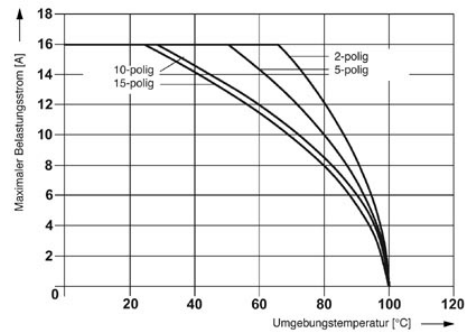
3002843	ISH 2,5/0,2	Insulation stop sleeve, Color: white
3002856	ISH 2,5/0,5	Insulation stop sleeve, Color: gray
3002869	ISH 2,5/1,0	Insulation stop sleeve, Color: black

Drawings

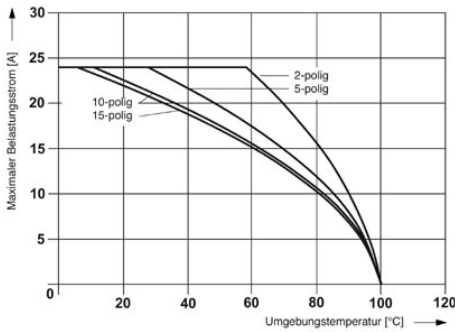
Diagram



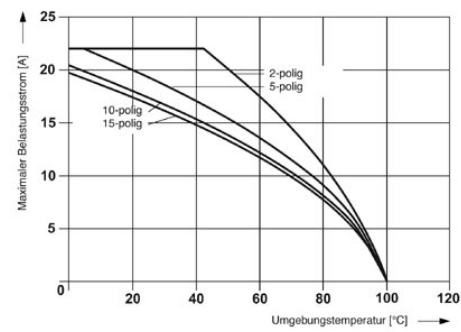
Derating curve for ST 2,5/ 1P, ST 2,5/ 2P, ST 2,5-TWIN/ 1P and for all plug versions SP... .



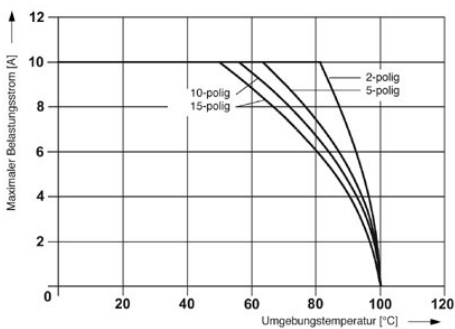
Derating curve for ST 2,5-TWIN-MT/1P, ST 2,5-TWIN-TG/1P and for all plug versions SP... .



Derating curve for ST 2,5-QUATTRO/2P, ST 2,5-QUATTRO/4P and for all plug versions SP... .



Derating curve for STTB 2,5/ 2P, STTB 2,5/ 2P-PV and for all plug versions SP... .



Derating curve for ST 2,5-4L/1P, ST 2,5-4L/2P and for all plug versions SP... .

Circuit diagram



Address

PHOENIX CONTACT Ltd
Halesfield 13
Telford / Shropshire / TF7 4PG, England
Phone 01952 681 700
Fax 01952 681 799
<http://www.phoenixcontact.co.uk>



Phoenix Contact Ltd.
Technical modifications reserved;