

Datasheet

SPDT Toggle Switch On-On, 6 A@ 250 V ac, Panel Mount

RS Stock number [317-645](#)

Actuator



Code 0 – Standard Toggle

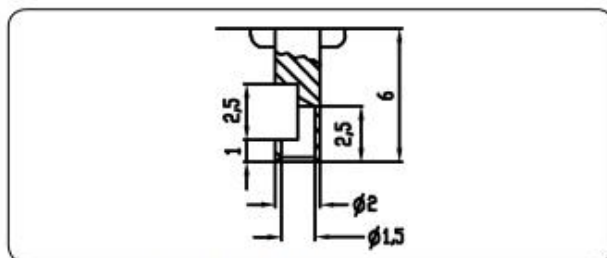


Code 7 – Long Flat Toggle



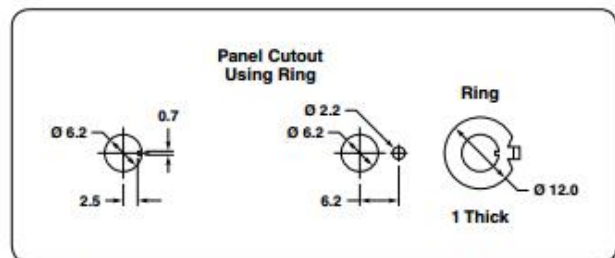
Code 5 – Locking Lever

Terminal

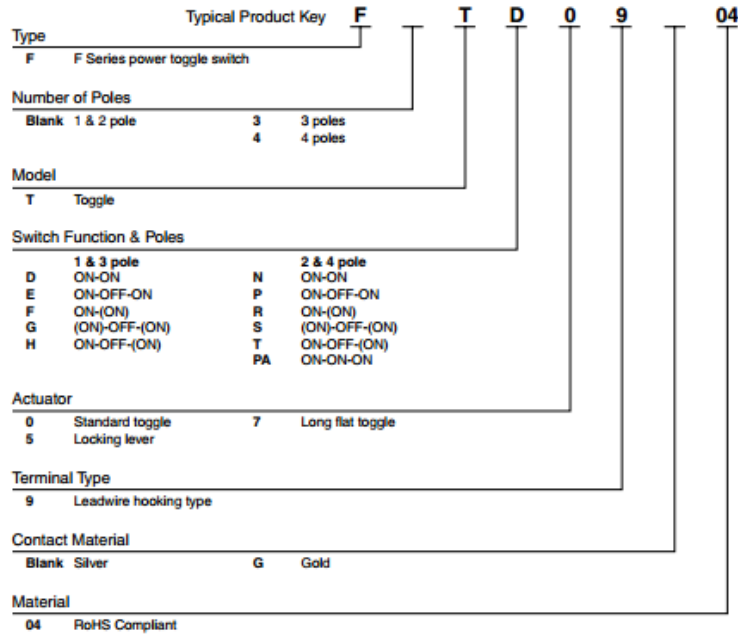


Code 9 – Leadwire Hooking Type

Mounting – F Series Toggles



Recommended Hole Layout to Prevent Rotation



Typical Performance Characteristics

- Number of Poles :** 1 to 4
- Switch Functions :** ON-ON, ON-(ON), ON-OFF-ON, ON-ON-ON, ON-OFF-(ON), (ON)-OFF-(ON)
- Contact Rating :** 6 A @250 VAC, 6 A @125 VAC,
Gold Contact : 0.4 VA max. 20 V AC/DC
- Electrical Life :** 25,000 to 50,000 cycles
- Mechanical Life :** 50,000 to 100,000 cycles
- Contact Resistance :** Max. 10 mOhm
0.4 VA Max. at 2-4 VDC 100 mA
125/250 VAC at 2-4 VDC 1 A
- Insulation Resistance :** Min. 1,000 MOhm
- Dielectric Strength :** 1,000 VAC for 1 min.
- Actuation Force :** Max. 19.6 N
- Panel Cut-out :** 6.2 mm
- Standards and Specs :** UL, CSA

Environmental Specification

- Operating Temperature :** -20 to +70°C
- Storage Temperature :** -20 to +70°C
- Vibration Resistance :** 1.5 mm 10-55 Hz
- Shock Resistance :** 50 g for 11±1 msec
- Terminal Strength :** 24.5 N

Material Specifications

- Contacts :** Brass silver alloy finish
- Toggle :** Brass chromium plated
- Terminals :** Brass plate
- Case :** Phenol resin
- Cover :** Steel zinc plated
- Seal :** Rubber seal, insert molded rubber

Other Characteristics

- Contact Timing :** Break before Make
- Right Angle Versions :** No
- Standard Number of Positions :** 2 or 3
- Terminals / Mounting Style :** Leadwire hooking
- Actuator Style :** Standard, long locking; rocker
- Dimensions Case (LxWxH) :** 14.8 x 8 ... 23 x 10.5 mm
- Packaging :** Bulk
- Choice of momentary or maintained circuits**