

# Panel mounting frames - VS-PPC-F1-RJ45-MNNA-1R- PHA - 1608029

Please be informed that the data shown in this PDF Document is generated from our Online Catalog. Please find the complete data in the user's documentation. Our General Terms of Use for Downloads are valid (<http://download.phoenixcontact.com>)



RJ45 panel mounting frame, IP67, for push-pull interlocking, metal, for PCB connection, for square panel cutout, with grommet, without mounting screws

## Key commercial data

Packing unit	0
Minimum order quantity	1
Catalog page	Page 290 (PC-2011)
GTIN	 4 046356 131698
Custom tariff number	85366990
Country of origin	GERMANY

## Technical data

### Mechanical characteristics

Locking type	Push Pull
Insertion/withdrawal cycles	≥ 500
Color	Nickel-plated
Ambient temperature (operation)	-40 °C ... 70 °C

### Material data

Inflammability class according to UL 94	V0
Housing material	Zinc die-cast
Housing surface material	Nickel-plated
Material	Metal
Sealing material	NBR
Seal material	NBR
Degree of protection	IP65/67

### Electrical characteristics

Pollution degree	2
------------------	---

# Panel mounting frames - VS-PPC-F1-RJ45-MNNA-1R- PHA - 1608029

## Classifications

### eclass

eCl@ss 4.0	272607xx
eCl@ss 4.1	27260701
eCl@ss 5.0	27260701
eCl@ss 5.1	27260701
eCl@ss 6.0	27260708

### etim

ETIM 3.0	EC001121
ETIM 4.0	EC001121

### unspsc

UNSPSC 6.01	31261501
UNSPSC 7.0901	31261501
UNSPSC 11	31261501
UNSPSC 12.01	31261501
UNSPSC 13.2	31261501

## Accessories

### Accessories

#### Female insert

RJ45 female insert - VS-08-BU-RJ45-6/LH-1 - 1653087



RJ45 socket insert, for PCB assembly, CAT6, 8-pos., shielded, with angled solder pins, 1x

RJ45 female insert - VS-08-BU-RJ45-6/LV-1 - 1653090



RJ45 socket insert, for PCB assembly, CAT6, 8-pos., shielded, with straight solder pins, 1x

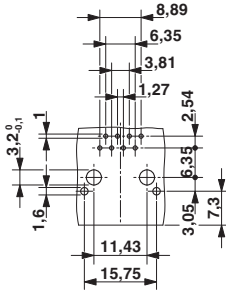
## Drawings

Dimensioned drawing

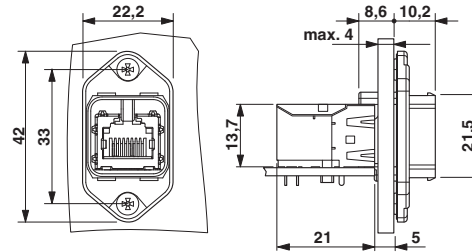
Dimensioned drawing

# Panel mounting frames - VS-PPC-F1-RJ45-MNNA-1R- PHA - 1608029

Drilling diagram



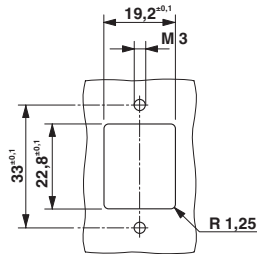
Dimensioned drawing



Push-Pull panel mounting frame RJ45

Drilling diagram

Dimensioned drawing



Panel cutout