

Cable - FLK 14/16/EZ-DR/ 150/S7 - 2293831


Please be informed that the data shown in this PDF Document is generated from our Online Catalog. Please find the complete data in the user's documentation. Our General Terms of Use for Downloads are valid (<http://phoenixcontact.com/download>)



Assembled round cable set, for front adapter of the Siemens SIMATIC® "TOP connect" series, with one 16-pos. and one 14-pos. socket strip, for connecting 8 channels, cable length: 1.5 m



Key commercial data

Packing unit	1 pc
GTIN	 4 017918 125523
Weight per Piece (excluding packing)	94.72 g
Custom tariff number	85444290
Country of origin	Germany

Technical data

General

Nominal voltage U_N	< 50 V AC
	60 V DC
Max. current carrying capacity per path	1 A
Max. conductor resistance	0.16 Ω /m
Length of cable	1.5 m
Single wire, cross section	0.14 mm ²
AWG	26
Conductor construction: Number of litz wires:	7
Single wire, material	Cu tin-plated
Test voltage	500 V AC (50 Hz, 1 min.)
External diameter	6.4 mm
Cable, preassembly	Insulation displacement, IEC 60352-4/DIN EN 60352-4
Shielding	no
Standards/regulations	DIN EN 60352-4
	IEC 352-4

Environmental conditions

Cable - FLK 14/16/EZ-DR/ 150/S7 - 2293831

Technical data

Environmental conditions

Ambient temperature (operation)	-20 °C ... 50 °C
Ambient temperature (storage/transport)	-20 °C ... 70 °C
Flame resistance	IEC 60332-1

Connector, module side

Number of positions	14
Connectors	IDC/FLK socket strip (2.54 mm)
Number of plugs	1

Connector, controller side

Number of positions	16
Connectors	IDC/FLK socket strip (2.54 mm)
Number of plugs	1

Supported controller

Controller	SIEMENS TOP connect
------------	---------------------

Classifications

eCl@ss

eCl@ss 4.0	27060306
eCl@ss 4.1	27060306
eCl@ss 5.0	27061801
eCl@ss 5.1	27061801
eCl@ss 6.0	27061801
eCl@ss 7.0	27061801
eCl@ss 8.0	27249205

ETIM

ETIM 2.0	EC000237
ETIM 3.0	EC000237
ETIM 4.0	EC000237
ETIM 5.0	EC000237

UNSPSC

UNSPSC 6.01	26121620
UNSPSC 7.0901	26121620
UNSPSC 11	26121620
UNSPSC 12.01	26121620
UNSPSC 13.2	26121620

Approvals

Approvals

Cable - FLK 14/16/EZ-DR/ 150/S7 - 2293831

Approvals


Approvals


UL Recognized / cUL Recognized / EAC / cULus Recognized

Ex Approvals


Approvals submitted

Approval details

UL Recognized 

cUL Recognized 

EAC

cULus Recognized 

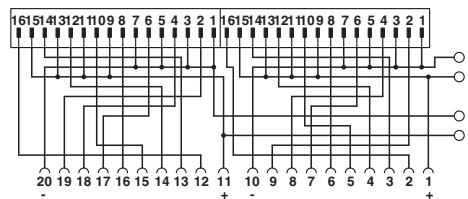
Drawings

Cable - FLK 14/16/EZ-DR/ 150/S7 - 2293831

Connection diagram

14-pos. Socket strip PIN	16-pos. Socket strip PIN	Wire color
1	16	Black
2	14	Brown
3	12	Red
4	10	Orange
5	8	Yellow
6	6	Green
7	4	Blue
8	2	Violet
9	9	Gray
10	1	White
11	11	White-black
12	3	White-brown
13	13	White-red
14	5	White-orange
	7	-
	15	-

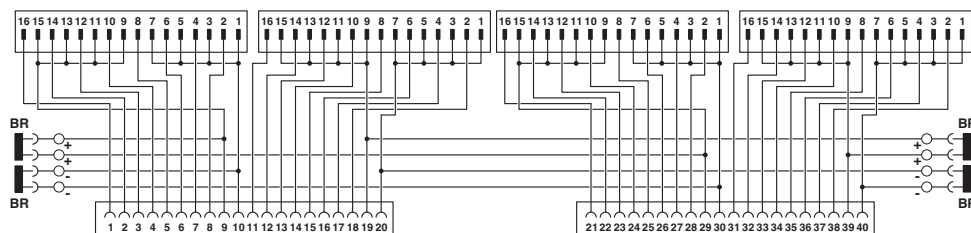
Circuit diagram



Pin assignment Siemens S7 front connector modules 6ES7 921-3...

Pin assignment and color code

Circuit diagram



Pin assignment of digital Siemens S7 front plug-in modules 6ES7 921-5AB20-0AA0 or 6ES7 921-5AH20-0AA0