

## PCB terminal block - MKDSO 2,5 HV/ 3R-7,5 KMGY - 2890959

Please be informed that the data shown in this PDF Document is generated from our Online Catalog. Please find the complete data in the user's documentation. Our General Terms of Use for Downloads are valid (<http://phoenixcontact.com/download>)




PCB terminal block, Nominal current: 24 A, Nom. voltage: 630 V, Pitch: 7.5 mm, Number of positions: 3, Connection method: Screw connection, Mounting: Soldering, Article with lateral pin exit

### Why buy this product

- ✓ PCB terminal block for ME MAX electronics housing
- ✓ 7.5 mm pitch
- ✓ PCB terminal block orthogonal to the PCB



### Key commercial data

Packing unit	50 pc
GTIN	 4 046356 101578
Weight per Piece (excluding packing)	8.22 g
Custom tariff number	85369010
Country of origin	Germany

### Technical data

#### Dimensions

Pitch	7.5 mm
Dimension a	15 mm
Pin dimensions	0,8 mm x 1 mm
Hole diameter	1.4 mm

#### General

Range of articles	MKDSO 2,5 HV/...-R
Insulating material group	I
Rated surge voltage (III/3)	6 kV
Rated surge voltage (III/2)	6 kV
Rated surge voltage (II/2)	6 kV
Rated voltage (III/3)	600 V
Rated voltage (III/2)	630 V

# PCB terminal block - MKDSO 2,5 HV/ 3R-7,5 KMGY - 2890959

## Technical data

### General

Rated voltage (U <sub>I/2</sub> )	1000 V
Connection in acc. with standard	EN-VDE
Nominal current I <sub>N</sub>	24 A
Nominal cross section	2.5 mm <sup>2</sup>
Maximum load current	24 A
Insulating material	PA
Inflammability class according to UL 94	V0
Internal cylindrical gage	A2
Stripping length	8 mm
Number of positions	3
Screw thread	M3
Tightening torque, min	0.5 Nm
Tightening torque max	0.6 Nm

### Connection data

Conductor cross section solid min.	0.2 mm <sup>2</sup>
Conductor cross section solid max.	2.5 mm <sup>2</sup>
Conductor cross section stranded min.	0.2 mm <sup>2</sup>
Conductor cross section stranded max.	2.5 mm <sup>2</sup>
Conductor cross section stranded, with ferrule without plastic sleeve min.	0.25 mm <sup>2</sup>
Conductor cross section stranded, with ferrule without plastic sleeve max.	2.5 mm <sup>2</sup>
Conductor cross section stranded, with ferrule with plastic sleeve min.	0.25 mm <sup>2</sup>
Conductor cross section stranded, with ferrule with plastic sleeve max.	2.5 mm <sup>2</sup>
Conductor cross section AWG/kcmil min.	24
Conductor cross section AWG/kcmil max	14
2 conductors with same cross section, solid min.	0.2 mm <sup>2</sup>
2 conductors with same cross section, solid max.	0.75 mm <sup>2</sup>
2 conductors with same cross section, stranded min.	0.25 mm <sup>2</sup>
2 conductors with same cross section, stranded max.	0.75 mm <sup>2</sup>
2 conductors with same cross section, stranded, ferrules without plastic sleeve, min.	0.25 mm <sup>2</sup>
2 conductors with same cross section, stranded, ferrules without plastic sleeve, max.	0.75 mm <sup>2</sup>
2 conductors with same cross section, stranded, TWIN ferrules with plastic sleeve, min.	0.25 mm <sup>2</sup>
2 conductors with same cross section, stranded, TWIN ferrules with plastic sleeve, max.	1.5 mm <sup>2</sup>

# PCB terminal block - MKDSO 2,5 HV/ 3R-7,5 KMGY - 2890959

## Classifications

### eCl@ss

eCl@ss 4.0	27141109
eCl@ss 4.1	27141109
eCl@ss 5.0	27141190
eCl@ss 5.1	27141190
eCl@ss 6.0	27141190
eCl@ss 7.0	27141190
eCl@ss 8.0	27440401

### ETIM

ETIM 3.0	EC001121
ETIM 4.0	EC002643
ETIM 5.0	EC002643

### UNSPSC

UNSPSC 6.01	30211801
UNSPSC 7.0901	39121432
UNSPSC 11	39121432
UNSPSC 12.01	39121432
UNSPSC 13.2	39121432

## Approvals

### Approvals

---

### Approvals

UL Recognized / VDE Gutachten mit Fertigungsüberwachung / cUL Recognized / CCA / IECCE CB Scheme / EAC / cULus Recognized

---

### Ex Approvals

---

### Approvals submitted

---

### Approval details

UL Recognized			
	B	C	D
mm <sup>2</sup> /AWG/kcmil	30-12	30-12	30-12
Nominal current I <sub>N</sub>	20 A	20 A	5 A

# PCB terminal block - MKDSO 2,5 HV/ 3R-7,5 KMGY - 2890959

## Approvals

	B	C	D
Nominal voltage UN	300 V	300 V	600 V

VDE Gutachten mit Fertigungsüberwachung

	B	C	D
mm <sup>2</sup> /AWG/kcmil	0.2-2.5		
Nominal current IN	24 A		
Nominal voltage UN	750 V		

cUL Recognized

	B	C	D
mm <sup>2</sup> /AWG/kcmil	30-12	30-12	30-12
Nominal current IN	20 A	20 A	5 A
Nominal voltage UN	300 V	300 V	600 V

CCA

	B	C	D
mm <sup>2</sup> /AWG/kcmil	2.5		
Nominal current IN	24 A		
Nominal voltage UN	750 V		

IECEE CB Scheme

	B	C	D
mm <sup>2</sup> /AWG/kcmil	2.5		
Nominal current IN	24 A		
Nominal voltage UN	750 V		

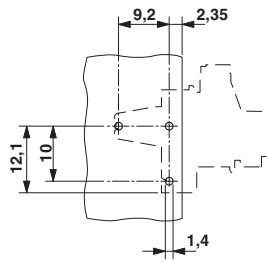
EAC

cULus Recognized

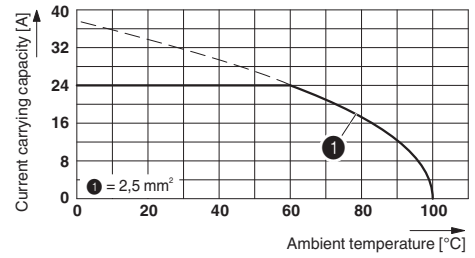
## Drawings

# PCB terminal block - MKDSO 2,5 HV/ 3R-7,5 KMGY - 2890959

Drilling diagram



Diagram



Dimensioned drawing

