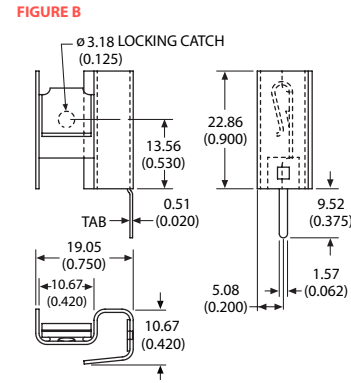
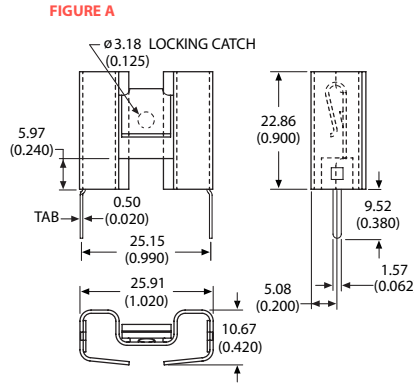




## 5748, 5798, 5799 Clip on style heat sink featuring an integrated clip



**Clip on style heat sink features an integrated clip** to retain the device meaning no mounting hardware is required. Models have fins on both sides, left or right side and are available with solderable tabs for easy attachment to the PC board.



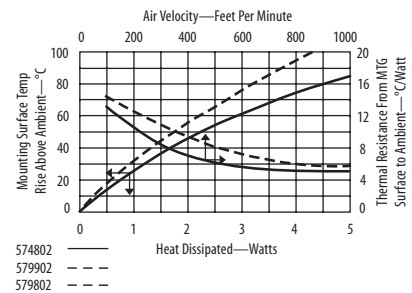
Material: 0.63 (0.025) Thick Aluminum  
Finish: Black Anodize

Note: Fins on left or right. Right hand side model shown

### ORDERING INFORMATION

Part Number	Description	Figure	Dia of PCB Plated Thru Hole for Tabs
574802B00000G	Clip on heat sink, left & right side fins, no solderable tabs	A	
574802B03300G	Left & right side fins with solderable tabs	A	1.91 (0.075)
579802B00000G	Left side fin, no solderable tabs	B	
579802B03300G	Left side fin with solderable tab	B	1.91 (0.075)
579902B00000G	Right side fin, no solderable tabs	B	
579902B03300G	Right side fin with solderable tab	B	1.91 (0.075)

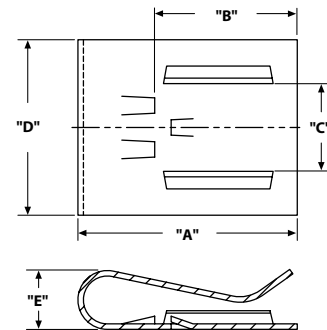
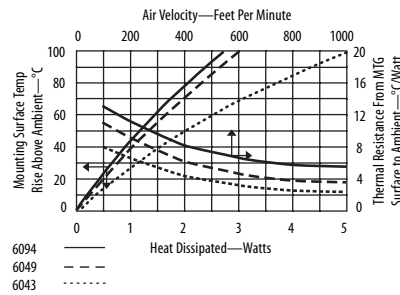
For additional options see page 82



## 6043, 6049, 6094 Low cost, clip on style heat sink featuring a locking tab



**Low cost, clip on style heat sink features a locking tab** to prevent the device from dislodging from the heat sink. Also includes slide runners to ensure proper device alignment. Available in a pre-black anodize finish.



Material: 0.63 (0.025) Thick Aluminum  
Finish: Pre-Black Anodize\*

### ORDERING INFORMATION

Part Number	"A" Dim	"B" Dim	"C" Dim	"D" Dim	"E" Dim
6043PBG	25.40 (1.000)	16.51 (0.650)	10.16 (0.400)	20.32 (0.800)	6.81 (0.268)
6049PBG	25.40 (1.000)	16.51 (0.650)	10.16 (0.400)	13.97 (0.550)	6.81 (0.268)
6094PBG	19.71 (0.776)	14.73 (0.580)	10.92 (0.430)	20.32 (0.800)	6.45 (0.254)

\*Edges cut during the manufacturing process will be unfinished.  
See page 110 for more information