# Disconnect terminal block - URTK/SP RD - 0706058

Please be informed that the data shown in this PDF Document is generated from our Online Catalog. Please find the complete data in the user's documentation. Our General Terms of Use for Downloads are valid
(http://phoenixcontact.com/download)

Image shows the version in gray

Disconnect terminal block, Connection method: Screw connection, Cross section: 0.5 mm² -10 mm² , AWG: 20 - 10, Width: 8.2 mm, Mounting type: NS 35/7,5, NS 35/15, NS 32, Color: red

## Key commercial data

| | |
|---|---|
| Packing unit | 50 pc |
| GTIN | 4 017918 896058 |
| Weight per Piece (excluding packing) | 38.86 g |
| Custom tariff number | 85369010 |
| Country of origin | Turkey |
| Note | Made to Order (non-returnable) |

## Technical data

### General

| | |
|---|---|
| Number of levels | 1 |
| Number of connections | 2 |
| Color | red |
| Insulating material | PA |
| Inflammability class according to UL 94 | V0 |
| Maximum load current | 50 A (with 10 mm² conductor cross section) |
| Rated surge voltage | 6 kV |
| Pollution degree | 3 |
| Surge voltage category | III |
| Insulating material group | I |
| Connection in acc. with standard | IEC 60947-7-1 |
| Maximum load current | 50 A (with 10 mm² conductor cross section) |
| Nominal current $I_N$ | 41 A |
| Nominal voltage $U_N$ | 500 V |
| Maximum load current | 50 A (with 10 mm² conductor cross section) |

# Disconnect terminal block - URTK/SP RD - 0706058

## Technical data

### General

| | |
|---|---|
| Open side panel | nein |

### Dimensions

| | |
|---|---|
| Width | 8.2 mm |
| Length | 99.5 mm |
| Height NS 35/7,5 | 59 mm |
| Height NS 35/15 | 66.5 mm |
| Height NS 32 | 64 mm |

### Connection data

| | |
|---|---|
| Note | Terminal point |
| Connection in acc. with standard | IEC 60947-7-1 |
| Connection method | Screw connection |
| Conductor cross section solid min. | 0.5 mm² |
| Conductor cross section solid max. | 10 mm² |
| Conductor cross section AWG/kcmil min. | 20 |
| Conductor cross section AWG/kcmil max | 8 |
| Conductor cross section stranded min. | 0.5 mm² |
| Conductor cross section stranded max. | 6 mm² |
| Min. AWG conductor cross section, stranded | 20 |
| Max. AWG conductor cross section, stranded | 10 |
| Conductor cross section stranded, with ferrule without plastic sleeve min. | 0.5 mm² |
| Conductor cross section stranded, with ferrule without plastic sleeve max. | 6 mm² |
| Conductor cross section stranded, with ferrule with plastic sleeve min. | 0.5 mm² |
| Conductor cross section stranded, with ferrule with plastic sleeve max. | 6 mm² |
| 2 conductors with same cross section, solid min. | 0.5 mm² |
| 2 conductors with same cross section, solid max. | 2.5 mm² |
| 2 conductors with same cross section, stranded min. | 0.5 mm² |
| 2 conductors with same cross section, stranded max. | 4 mm² |
| 2 conductors with same cross section, stranded, TWIN ferrules with plastic sleeve, min. | 0.5 mm² |
| 2 conductors with same cross section, stranded, TWIN ferrules with plastic sleeve, max. | 4 mm² |
| 2 conductors with same cross section, stranded, ferrules without plastic sleeve, min. | 0.5 mm² |
| 2 conductors with same cross section, stranded, ferrules without plastic sleeve, max. | 2.5 mm² |
| Stripping length | 11 mm |
| Screw thread | M4 |
| Tightening torque, min | 1.5 Nm |
| Tightening torque max | 1.8 Nm |

# Disconnect terminal block - URTK/SP RD - 0706058

## Classifications

### eCl@ss

| | |
|---|---|
| eCl@ss 4.0 | 27141126 |
| eCl@ss 4.1 | 27141126 |
| eCl@ss 5.0 | 27141126 |
| eCl@ss 5.1 | 27141126 |
| eCl@ss 6.0 | 27141126 |
| eCl@ss 7.0 | 27141126 |
| eCl@ss 8.0 | 27141126 |

### ETIM

| | |
|---|---|
| ETIM 2.0 | EC000902 |
| ETIM 3.0 | EC000902 |
| ETIM 4.0 | EC000902 |
| ETIM 5.0 | EC000902 |

### UNSPSC

| | |
|---|---|
| UNSPSC 6.01 | 30211811 |
| UNSPSC 7.0901 | 39121410 |
| UNSPSC 11 | 39121410 |
| UNSPSC 12.01 | 39121410 |
| UNSPSC 13.2 | 39121410 |

## Approvals

### Approvals

Approvals

CSA / UL Recognized / KEMA-KEUR / cUL Recognized / PRS / CCA / EAC / cULus Recognized

Ex Approvals

Approvals submitted

### Approval details

CSA

| | |
|---|---|
| mm²/AWG/kcmil | 26-8 |

# Disconnect terminal block - URTK/SP RD - 0706058

## Approvals

| | |
|---|---|
| Nominal current IN | 45 A |
| Nominal voltage UN | 300 V |

UL Recognized

| | |
|---|---|
| mm²/AWG/kcmil | 26-8 |
| Nominal current IN | 45 A |
| Nominal voltage UN | 300 V |

KEMA-KEUR

| | |
|---|---|
| mm²/AWG/kcmil | 6 |
| Nominal voltage UN | 500 V |

cUL Recognized

| | |
|---|---|
| mm²/AWG/kcmil | 26-8 |
| Nominal current IN | 45 A |
| Nominal voltage UN | 300 V |

PRS

CCA

| | |
|---|---|
| mm²/AWG/kcmil | 6 |
| Nominal voltage UN | 500 V |

EAC

cULus Recognized

## Accessories

### Accessories

# Disconnect terminal block - URTK/SP RD - 0706058

## Accessories

### End block

End clamp - CLIPFIX 35 - 3022218

Quick mounting end clamp for NS 35/7,5 DIN rail or NS 35/15 DIN rail, with marking option, width: 9.5 mm, color: gray

---

End clamp - CLIPFIX 35-5 - 3022276

Quick mounting end clamp for NS 35/7,5 DIN rail or NS 35/15 DIN rail, with marking option, with parking option for FBS...5, FBS...6, KSS 5, KSS 6, width: 5.15 mm, color: gray

---

End clamp - E/NS 35 N - 0800886

End clamp, width: 9.5 mm, color: gray

---

End clamp - E/UK - 1201442

End clamp, for assembly on NS 32 or NS 35/7.5 DIN rail

---

End clamp - E/UK 1 - 1201413

End clamps, for supporting the ends of double-level and three-level terminal blocks, width: 10 mm, color: gray

---

### Insertion bridge

# Disconnect terminal block - URTK/SP RD - 0706058

## Accessories

Insertion bridge - EB 2- 8 - 0202154

Insertion bridge, Number of positions: 2, Color: gray

---

Insertion bridge - EB 3- 8 - 0202141

Insertion bridge, Number of positions: 3, Color: gray

---

Insertion bridge - EB 10- 8 - 0202138

Insertion bridge, Number of positions: 10, Color: gray

---

Insertion bridge - EB 4- 8 - 0202142

Insertion bridge, Number of positions: 4, Color: gray

---

Insertion bridge - EB 3- 8/ST - 5020810

Insertion bridge, Number of positions: 3, Color: gray

---

## Insulating sleeve

# Disconnect terminal block - URTK/SP RD - 0706058

## Accessories

Bridge bar isolator - IS-K 10 - 1303337

Bridge bar isolator, Color: gray

---

### Labeled terminal marker

Zack marker strip - ZB 8 CUS - 0825011

Zack marker strip, can be ordered: Strip, white, labeled according to customer specifications, Mounting type: Snap into tall marker groove, for terminal block width: 8.2 mm, Lettering field: 10.5 x 8.15 mm

---

Marker for terminal blocks - UC-TM 8 CUS - 0824597

Marker for terminal blocks, can be ordered: by sheet, white, labeled according to customer specifications, Mounting type: Snap into tall marker groove, for terminal block width: 8.2 mm, Lettering field: 7.6 x 10.5 mm

---

Marker for terminal blocks - UCT-TM 8 CUS - 0829616

Marker for terminal blocks, can be ordered: by sheet, white, labeled according to customer specifications, Mounting type: Snap into tall marker groove, for terminal block width: 8.2 mm, Lettering field: 7.6 x 10.5 mm

---

Zack marker strip - ZB 8,LGS:FORTL.ZAHLEN - 1052015

Zack marker strip, Strip, white, labeled, can be labeled with: Plotter, Printed horizontally: Consecutive numbers 1 - 10, 11 - 20, etc. up to 491 - 500, Mounting type: Snap into tall marker groove, for terminal block width: 8.2 mm, Lettering field: 10.5 x 8.15 mm

---

# Disconnect terminal block - URTK/SP RD - 0706058

## Accessories

### Zack marker strip - ZB 8,QR:FORTL.ZAHLEN - 1052028

Zack marker strip, Strip, white, labeled, can be labeled with: Plotter, Printed vertically: Consecutive numbers 1 - 10, 11 - 20, etc. up to 91 - 100, Mounting type: Snap into tall marker groove, for terminal block width: 8.2 mm, Lettering field: 10.5 x 8.15 mm

---

### Marker for terminal blocks - ZB 8,LGS:L1-N,PE - 1052413

Marker for terminal blocks, Strip, white, labeled, can be labeled with: Plotter, Horizontal: L1, L2, L3, N, PE, L1, L2, L3, N, PE, Mounting type: Snap into tall marker groove, for terminal block width: 8.2 mm, Lettering field: 10.5 x 8.15 mm

---

## Mounting rail

### DIN rail perforated - NS 32 PERF 2000MM - 1201002

G-profile DIN rail, material: Steel, perforated, height 15 mm, width 32 mm, length 2 m

---

### DIN rail, unperforated - NS 32 UNPERF 2000MM - 1201015

G-profile DIN rail, material: Steel, unperforated, height 15 mm, width 32 mm, length 2 m

---

### DIN rail perforated - NS 35/ 7,5 PERF 2000MM - 0801733

DIN rail, material: steel galvanized and passivated with a thick layer, perforated, height 7.5 mm, width 35 mm, length: 2000 mm

---

# Disconnect terminal block - URTK/SP RD - 0706058

## Accessories

DIN rail, unperforated - NS 35/ 7,5 UNPERF 2000MM - 0801681

DIN rail, material: Steel, unperforated, height 7.5 mm, width 35 mm, length: 2 m

---

DIN rail perforated - NS 35/ 7,5 WH PERF 2000MM - 1204119

DIN rail 35 mm (NS 35)

---

DIN rail - NS 35/ 7,5 WH UNPERF 2000MM - 1204122

DIN rail 35 mm (NS 35)

---

DIN rail, unperforated - NS 35/ 7,5 AL UNPERF 2000MM - 0801704

DIN rail, unperforated, Width: 35 mm, Height: 7.5 mm, Length: 2000 mm, Color: silver

---

DIN rail perforated - NS 35/ 7,5 ZN PERF 2000MM - 1206421

DIN rail, material: Galvanized, perforated, height 7.5 mm, width 35 mm, length: 2 m

---

# Disconnect terminal block - URTK/SP RD - 0706058

## Accessories

DIN rail, unperforated - NS 35/ 7,5 ZN UNPERF 2000MM - 1206434

DIN rail, material: Galvanized, unperforated, height 7.5 mm, width 35 mm, length: 2 m

---

DIN rail, unperforated - NS 35/ 7,5 CU UNPERF 2000MM - 0801762

DIN rail, material: Copper, unperforated, height 7.5 mm, width 35 mm, length: 2 m

---

End cap - NS 35/ 7,5 CAP - 1206560

DIN rail end piece, for DIN rail NS 35/7.5

---

DIN rail perforated - NS 35/15 PERF 2000MM - 1201730

DIN rail, material: steel galvanized and passivated with a thick layer, perforated, height 15 mm, width 35 mm, length: 2000 mm

---

DIN rail, unperforated - NS 35/15 UNPERF 2000MM - 1201714

DIN rail, material: Steel, unperforated, height 15 mm, width 35 mm, length: 2 m

---

# Disconnect terminal block - URTK/SP RD - 0706058

## Accessories

DIN rail perforated - NS 35/15 WH PERF 2000MM - 0806602

DIN rail 35 mm (NS 35)

---

DIN rail - NS 35/15 WH UNPERF 2000MM - 1204135

DIN rail 35 mm (NS 35)

---

DIN rail, unperforated - NS 35/15 AL UNPERF 2000MM - 1201756

DIN rail, deep drawn, high profile, unperforated, 1.5 mm thick, material: aluminum, height 15 mm, width 35 mm, length 2000 mm

---

DIN rail perforated - NS 35/15 ZN PERF 2000MM - 1206599

DIN rail, material: Galvanized, perforated, height 15 mm, width 35 mm, length: 2 m

---

DIN rail, unperforated - NS 35/15 ZN UNPERF 2000MM - 1206586

DIN rail, material: Galvanized, unperforated, height 15 mm, width 35 mm, length: 2 m

---

# Disconnect terminal block - URTK/SP RD - 0706058

## Accessories

DIN rail, unperforated - NS 35/15 CU UNPERF 2000MM - 1201895

DIN rail, material: Copper, unperforated, 1.5 mm thick, height 15 mm, width 35 mm, length: 2 m

---

End cap - NS 35/15 CAP - 1206573

DIN rail end piece, for DIN rail NS 35/15

---

DIN rail, unperforated - NS 35/15-2,3 UNPERF 2000MM - 1201798

DIN rail, material: Steel, unperforated, 2.3 mm thick, height 15 mm, width 35 mm, length: 2 m

---

## Partition plate

Partition plate - ATP-URTK/SP - 0311139

Partition plate, Length: 99 mm, Width: 2 mm, Height: 64 mm, Color: gray

---

## Screw bridge

Jumper - ISSBI 10- 8 - 0301534

Jumper, Number of positions: 10, Color: silver

---

# Disconnect terminal block - URTK/SP RD - 0706058

## Accessories

Fixed bridge - FBI 2- 8 - 0200020

Fixed bridge, Number of positions: 2, Color: silver

---

Fixed bridge - FBI 4- 8 - 0200046

Fixed bridge, Number of positions: 4, Color: silver

---

Fixed bridge - FBI 3- 8 - 0200059

Fixed bridge, Number of positions: 3, Color: silver

---

Fixed bridge - FB 10- URTK/SP - 0311663

Fixed bridge, Number of positions: 10, Color: silver

---

Fixed bridge - FBI 10- 8 - 0203263

Fixed bridge, Number of positions: 10, Color: silver

---

## Screwdriver tools

# Disconnect terminal block - URTK/SP RD - 0706058

## Accessories

Screwdriver - SZS 1,0X4,0 VDE - 1205066

Screwdriver, slot-headed, VDE insulated, size: 1.0 x 4.0 x 100 mm, 2-component grip, with non-slip grip

---

## Short-circuit connector

Short-circuit connector - KSSI 4-8 - 3000735

Short-circuit connector, Number of positions: 4, Color: black

---

Short-circuit connector - KSSI 2-8 - 3000722

Short-circuit connector, Length: 11 mm, Width: 16.2 mm, Number of positions: 2, Color: black

---

## Switching jumper

Switching jumper - SB 4-URTK/SP - 0360025

Switching jumper, Number of positions: 4, Color: silver

---

Switching jumper - SB 2-URTK/SP - 0360012

Switching jumper, Number of positions: 2, Color: silver

---

## Switching lock

# Disconnect terminal block - URTK/SP RD - 0706058

## Accessories

Switching lock - S-URTK/SP - 0311155

Switching lock, Length: 12 mm, Width: 8.2 mm, Color: white

---

### Terminal marking

Marker card - SBS 8:UNBEDRUCKT - 1007235

Marker card, Card, white, unlabeled, can be labeled with: Plotter, Mounting type: Snap into tall marker groove, Snap into flat marker groove, for terminal block width: 8.2 mm, Lettering field: 6 x 8.1 mm

---

Zack marker strip - ZB 8:UNBEDRUCKT - 1052002

Zack marker strip, Strip, white, unlabeled, can be labeled with: Plotter, Mounting type: Snap into tall marker groove, for terminal block width: 8.2 mm, Lettering field: 10.5 x 8.15 mm

---

Marker for terminal blocks - UC-TM 8 - 0818072

Marker for terminal blocks, Sheet, white, unlabeled, can be labeled with: BLUEMARK CLED, BLUEMARK LED, Plotter, Mounting type: Snap into tall marker groove, for terminal block width: 8.2 mm, Lettering field: 7.6 x 10.5 mm

---

Marker for terminal blocks - UCT-TM 8 - 0828740

Marker for terminal blocks, Sheet, white, unlabeled, can be labeled with: THERMOMARK CARD, BLUEMARK CLED, BLUEMARK LED, TOPMARK LASER, Mounting type: Snap into tall marker groove, for terminal block width: 8.2 mm, Lettering field: 7.6 x 10.5 mm

---

## Drawings

# Disconnect terminal block - URTK/SP RD - 0706058

Circuit diagram



Schematic diagram

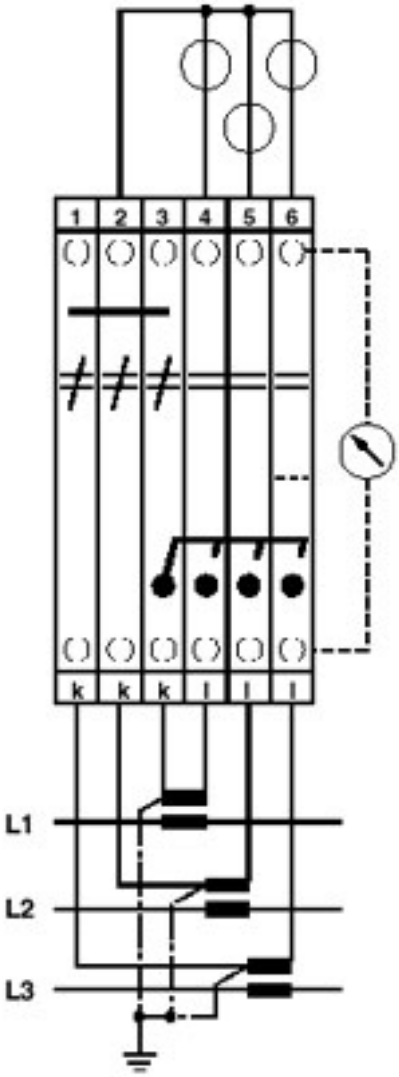


Three-phase linked transducer test set

# Disconnect terminal block - URTK/SP RD - 0706058

Schematic diagram

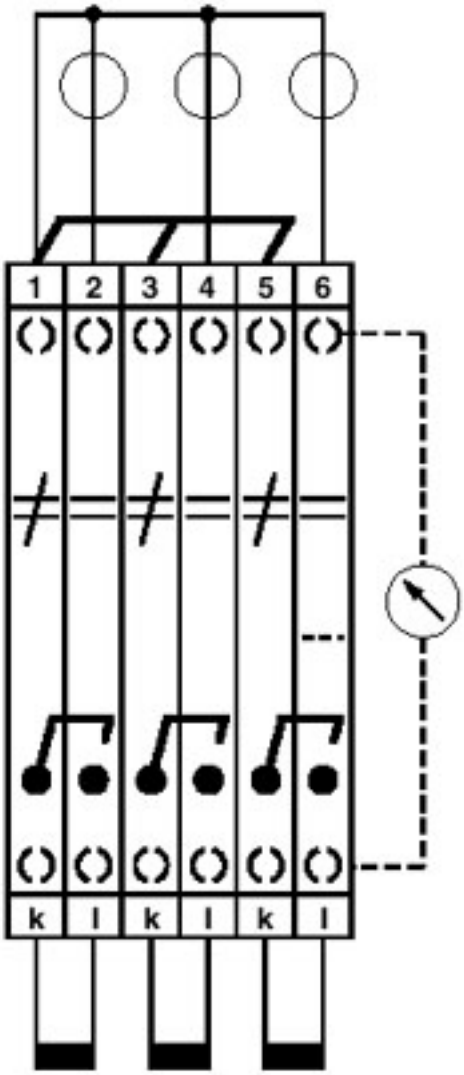


Three-phase transducer test set

# Disconnect terminal block - URTK/SP RD - 0706058

Schematic diagram

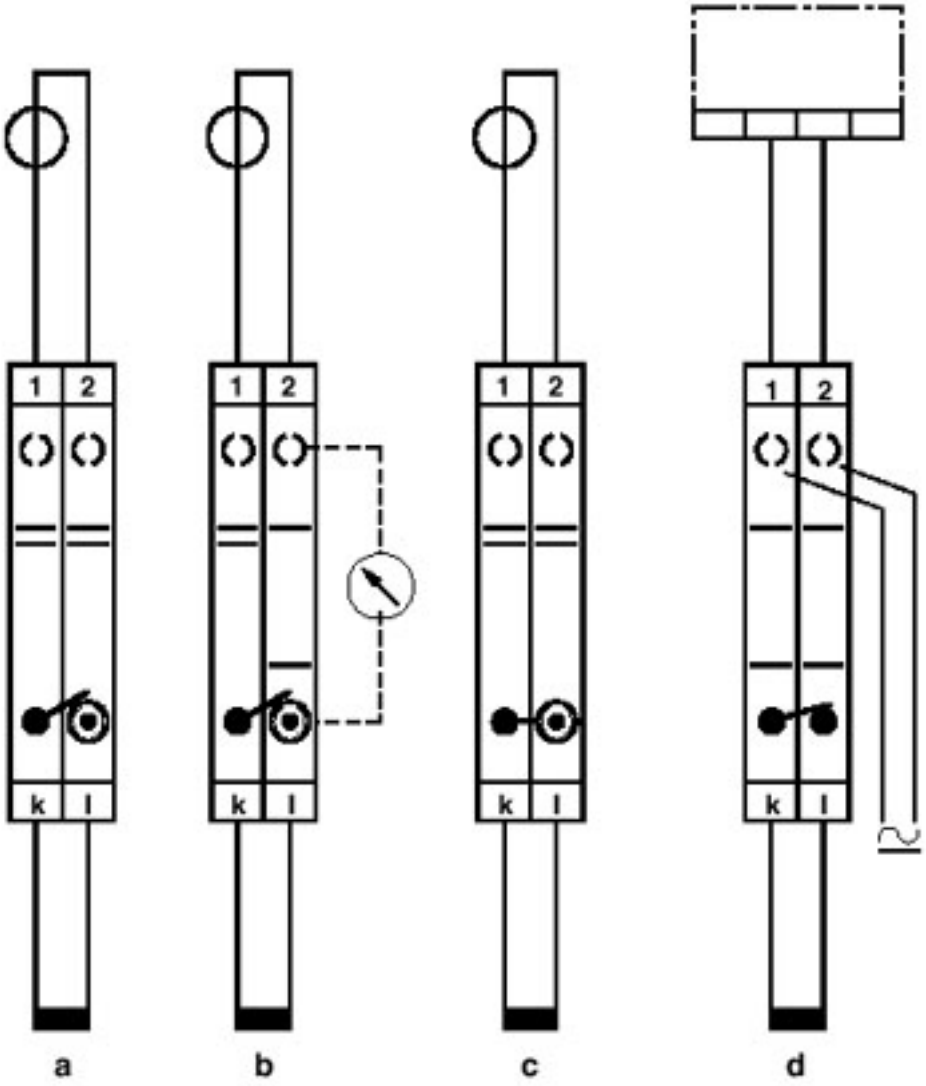


Simple current transformer test circuit
a = normal operation
b = measured value testing
c = transformer testing
d = relay testing

# Disconnect terminal block - URTK/SP RD - 0706058

Circuit diagram

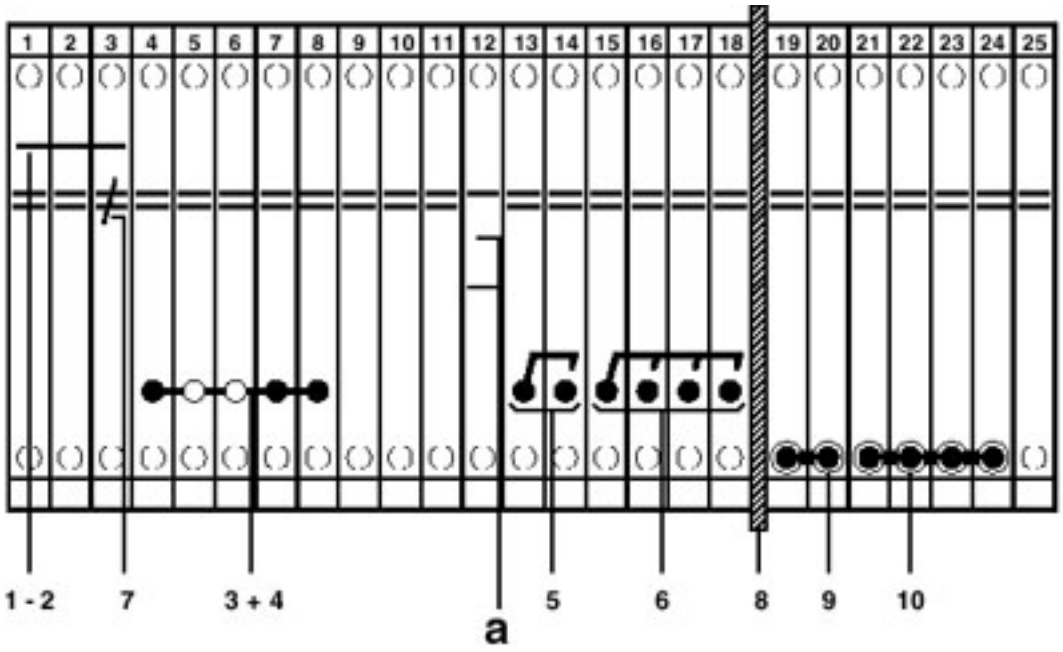


a = open
1 = fixed bridge, for cross-connections in the terminal center
2 = fixed bridge, for cross connections on both sides of the disconnect point
3 = isolator bridge bar
4 = bridge bar isolator
5 = switch bar, 2-pos.,useable on both sides of the disconnect point, inward switching motion
6 = switch bar, for 4-pos. short-circuiting of linked current transformer sets, useable on both sides of the disconnect point
7 = switching lock
8 = partition plate
9 = short-circuit plug
10 = short-circuit plug

Phoenix Contact 2015 © - all rights reserved
http://www.phoenixcontact.com