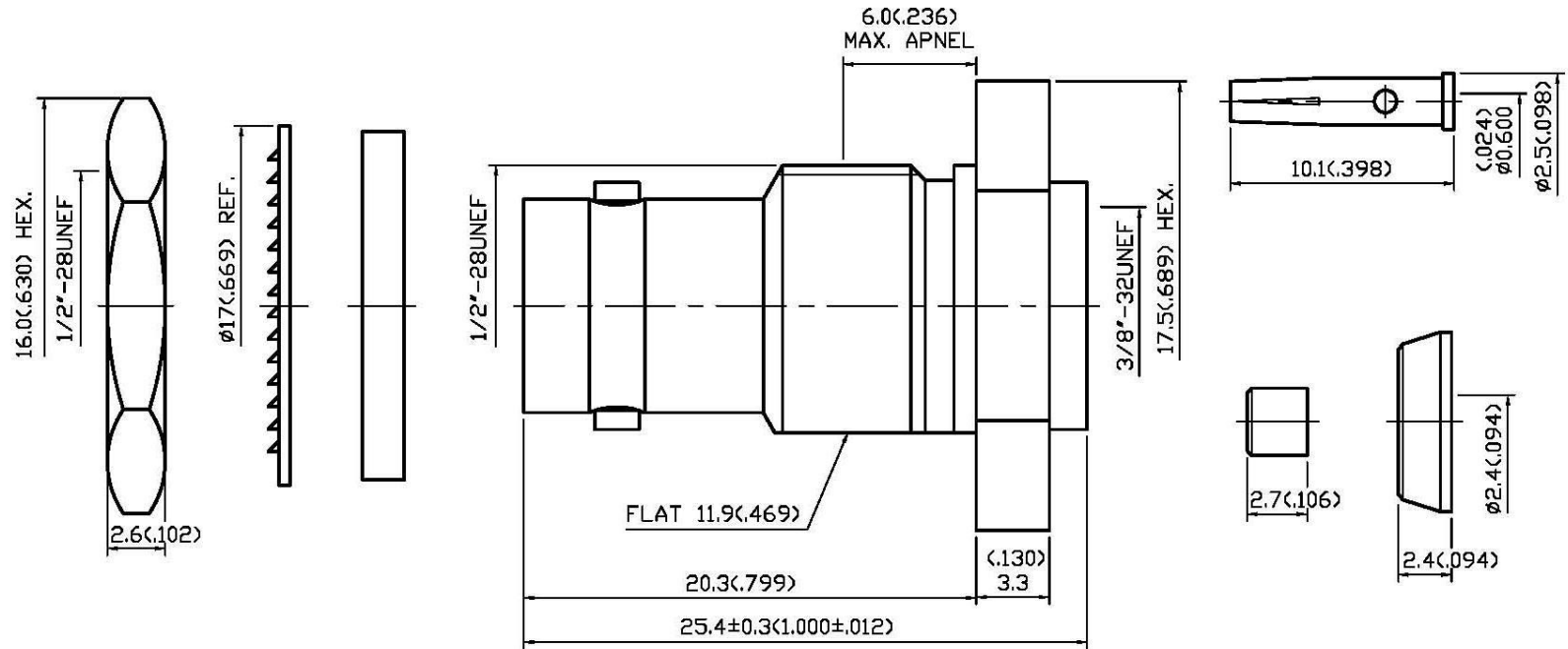


NO	DESCRIPTION	DATE
△	NONE → RED	09.08.15'



**1.0 ELECTRICAL**

- 1.1 FREQUENCY RANGE: DC-4 GHz
- 1.2 NOMINAL IMPEDANCE: 50 OHM
- 1.3 VOLTAGE RATING: 500 VOLTS MAX.

**2.0 MATERIALS**

- 2.1 BODIES: BRASS PER JIS-C3604
- 2.2 CENTER CONTACT: BRASS PER JIS-C3604
- 2.3 INSULATION: TEFLON PER ASTM D1457 AND ASTM D1710

**3.0 FINISHES AND OTHERS**

- 3.1 SEE BELOW TABLE FOR DETAILS.

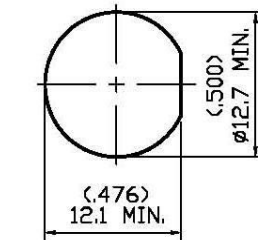
**4.0 MECHANICAL**

- 4.1 INTERFACE IN ACCORDANCE WITH: MIL-STD-348A
- 4.2 FOR USE WITH RG178U OR SIMILAR STYLE CABLE
- 4.3 CABLE ATTACHMENT: OUTER: CLAMP, INNER: SOLDER

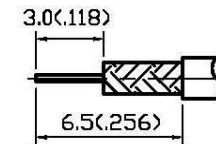
**5.0 ENVIRONMENTAL**

- 5.1 OPERATING TEMPERATURE RANGE: -20° C TO +80° C

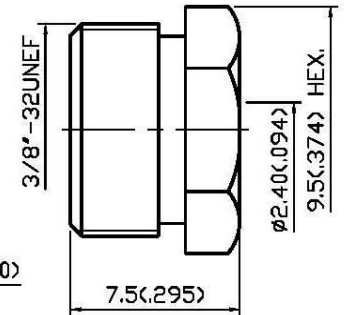
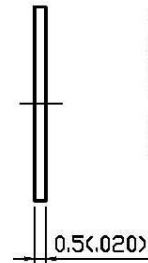
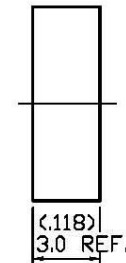
12	GASKET	SILICONE	1	NONE
11	WASHER	STEEL	1	NICKEL
10	NUT	BRASS	1	NICKEL 100μ" MIN.
9	CENTER CONTACT	BRASS	1	GOLD
8	NUT	BRASS	1	NICKEL 100μ" MIN.
7	WASHER	BRASS	1	NICKEL
6	GASKET	RUBBER	1	RED
5	BRAID CLAMP	BRASS	1	NICKEL 100μ" MIN.
4	WASHER	BRASS	1	NICKEL 100μ" MIN.
3	INSULATION	TEFLON	1	NONE
2	INSULATION	TEFLON	1	NONE
1	BODY	BRASS	1	NICKEL 100μ" MIN.
NO	DESCRIPTION	MATERIAL	Q'TY	FINISH



SCALE 2:1  
MOUNTING HOLE



STRIPPING DIMENSION



APPROVED by \_\_\_\_\_ DATE: \_\_\_\_\_



DESCRIPTION		BNC STRAIGHT BULKHEAD JACK CLAMP									
製圖	DRAWN	TOLERANCE		品名	13-02-2	T.G.N	178U	日期	DATE	版次	REV.
	Yoko	X	±0.2	TITLE	ROHS COMPLIANT		(50Ω)	06.26.15'	A-1		
檢圖	CHECK	XX	±0.1	單位	UNIT	DWG.NO.		13-0462			
	Arc	.XXX	±0.05	mm(In)	SCALE						
認定	APPROVAL	ANGLE	±5°	比例	4:1						
	Angela										