


(2,00mm) .0787"

EHT, EC2 SERIES



SHROUDED IDC EJECTOR HEADER

SPECIFICATIONS

For complete specifications and recommended PCB layouts see www.samtec.com?EHT

Insulator Material: Black Liquid Crystal Polymer



Terminal Material: Phosphor Bronze

Plating: Sn or Au over 50µ" (1,27µm) Ni

Current Rating: 3A @ 80°C ambient

Operating Temp Range: -55°C to +125°C

RoHS Compliant: Yes

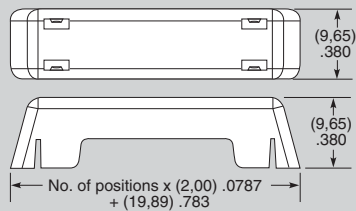
Processing: Lead-Free Solderable: Yes

SMT Lead Coplanarity: (0,10mm) .004" max

Mates with: TCSD

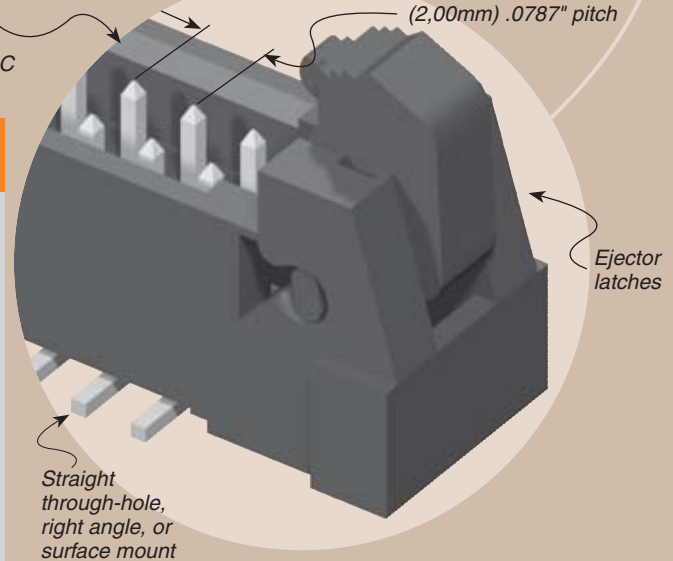
Ten standard sizes mate with common 2mm IDC cable assemblies

EJECTOR HEADER CAP (Locks TCSD cable to EHT header)



EC2 — NO. PINS PER ROW

05, 08, 10, 12, 13, 15, 17, 20, 22, 25

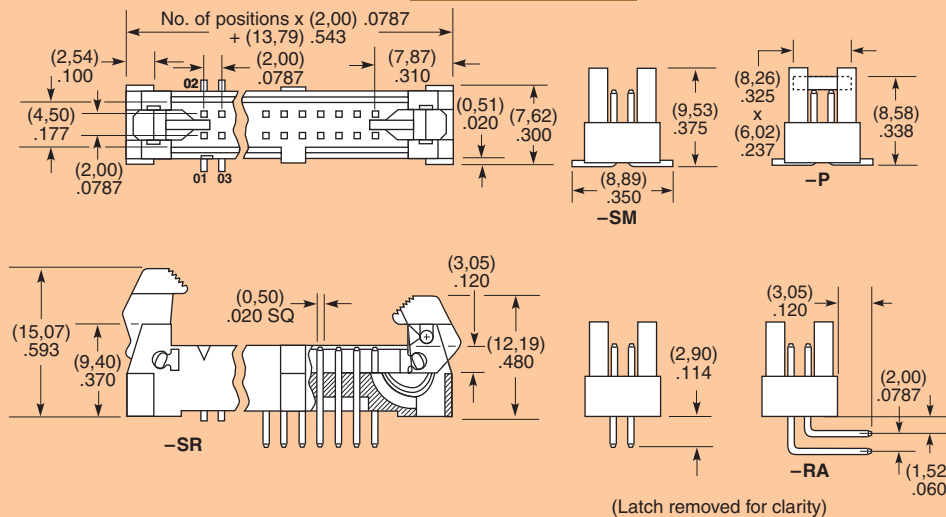


05, 08, 10, 12, 13, 15, 17, 20, 22, 25

-F = Gold flash on post, Matte Tin on tail
-L = 10µ" (0,25µm) Gold on post, Matte Tin on tail

Leave blank for Through-hole
-RA = Right Angle
-SM = Surface Mount

- "XX" = Polarized Position
-SR = Strain Relief (Leave Blank for no strain relief)
-LC = Locking Clip (-SM only) (Manual placement required)
-K = (6,50mm) .256" DIA Polyimide Film Pick & Place Pad (-SM only)
-P = Pick & Place Pad (-SM only)
-TR = Tape & Reel (-SM only)



Note: Other Gold plating options available. Contact Samtec.

Note: Some lengths, styles and options are non-standard, non-returnable.

Due to technical progress, all designs, specifications and components are subject to change without notice.

WWW.SAMTEC.COM