



AUX.SWITCH BL 11U,1NO+1NC,FRONT CURR.PATH:
1NO, --, 1NC, --, F. CONT. RELAYS A. MOTOR CONT.,
3RT2 SPRING-LOADED TERMINAL .7 / .8,-- / --,.5 / .6,--
/ --

General technical data:

product brand name		SIRIUS
Suitability for use		Contact relay and power contactor
Protection class IP on the front		IP20
Ambient temperature		
• during storage	°C	-55 ... +80
• during operation	°C	-25 ... +60
Mechanical service life (switching cycles) typical		10 000 000
Electrical endurance (switching cycles) at AC-15 at 230 V typical		200 000
Contact reliability		one incorrect switching operation of 100 million switching operations (17 V, 1 mA)
Contact reliability of auxiliary contacts		1 faulty switching per 100 million (17 V, 1 mA)
Insulation voltage with degree of pollution 3 rated value	V	690
Surge voltage resistance rated value	kV	6

Auxiliary circuit:

Number of NC contacts for auxiliary contacts		
• instantaneous contact		0

• lagging switching		1
Number of NO contacts for auxiliary contacts		
• instantaneous contact		0
• leading contact		1
Operating current of auxiliary contacts at AC-12		
• at 24 V	A	10
• at 230 V	A	10
• maximum	A	10
Operating current		
• of auxiliary contacts		
— at AC-14		
— at 125 V	A	6
— at 250 V	A	6
— at AC-15		
— at 24 V	A	6
— at 230 V	A	6
— at 400 V	A	3
• at AC-15 at 690 V rated value	A	1
Operating current		
• with 2 current paths in series at DC-12		
— at 24 V rated value	A	10
— at 60 V rated value	A	10
— at 110 V rated value	A	4
— at 220 V rated value	A	2
— at 440 V rated value	A	1.3
— at 600 V rated value	A	0.65
• with 3 current paths in series at DC-12		
— at 24 V rated value	A	10
— at 60 V rated value	A	10
— at 110 V rated value	A	10
— at 220 V rated value	A	3.6
— at 440 V rated value	A	2.5
— at 600 V rated value	A	1.8
Operating current		
• of auxiliary contacts at DC-13		
— at 24 V	A	6
— at 60 V	A	2
— at 110 V	A	1
— at 220 V	A	0.3
• with 2 current paths in series at DC-13		
— at 24 V rated value	A	10

— at 60 V rated value	A	3.5
— at 110 V rated value	A	1.3
— at 220 V rated value	A	0.9
— at 440 V rated value	A	0.2
— at 600 V rated value	A	0.1
• with 3 current paths in series at DC-13		
— at 24 V rated value	A	10
— at 60 V rated value	A	4.7
— at 110 V rated value	A	3
— at 220 V rated value	A	1.2
— at 440 V rated value	A	0.5
— at 600 V rated value	A	0.26

Installation/ mounting/ dimensions:

Mounting type		snap-on mounting
Width	mm	36
Height	mm	41.5
Depth	mm	47.7

Connections/ Terminals:






Type of electrical connection for auxiliary and control current circuit		spring-loaded terminals
Type of connectable conductor cross-sections		
• for auxiliary contacts		
— finely stranded		
— with core end processing		2x (0.5 ... 1.5 mm ²)
— without core end processing		2x (0.5 ... 2.5 mm ²)
• at AWG conductors for auxiliary contacts		2x (20 ... 14)





Safety related data:

Product function Mirror contact acc. to IEC 60947-4-1		No
Product function positively driven operation acc. to IEC 60947-5-1		No

Certificates/ approvals:

General Product Approval				Declaration of Conformity	Test Certificates
 CCC	 CSA		 UL	 EG-Konf.	Typprüfbescheinigung/Werkszeugnis

Test Certificates	Shipping Approval				
spezielle Prüfbescheinigung <u>n</u>	 ABS	 BUREAU VERITAS	 DNV	 GL	 LRS

Shipping Approval	other	
 PRS	 RINA	 RMRS
	Umweltbestätigung	 VDE

Further information

Information- and Downloadcenter (Catalogs, Brochures,...)

<http://www.siemens.com/industrial-controls/catalogs>

Industry Mall (Online ordering system)

<http://www.siemens.com/industrymall>

Cax online generator

<http://support.automation.siemens.com/WW/CAXorder/default.aspx?lang=en&mfb=3RH29112FB11>

Service&Support (Manuals, Certificates, Characteristics, FAQs,...)

<https://support.industry.siemens.com/cs/ww/en/ps/3RH29112FB11>

Image database (product images, 2D dimension drawings, 3D models, device circuit diagrams, EPLAN macros, ...)

http://www.automation.siemens.com/bilddb/cax_de.aspx?mfb=3RH29112FB11&lang=en

