

**Ordering number CA12859_EVA-O**

Family	Eva	FWHM	40+16 degrees
Type	Assembly	Efficiency	87 %
LED	XM-L2	cd/lm	-
Color	Black	Gerber File	Available
Diameter	37.7 mm		
Height	17.2 mm		
Style	Round		
Optic Material	PMMA		
Holder Material	PC		
Fastening	Tape		
Status	Ready		

NOTE: The typical divergence will be changed by different color, chip size and chip position tolerance. The typical total divergence is the full angle measured where the luminous intensity is half of the peak value.



PRODUCT DATASHEET Eva series

last update 12/12/2012

GENERAL INFORMATION

- Product series especially designed & optimized for XM-L2 series of LEDs.
- Special care taken to make light distribution as uniform as possible.
- Lens material optical grade PMMA with high UV and temperature resistance. Allows use of high current and temperature conditions.

Please find more information about used material from below:

http://ledil.fi/sites/default/files/Documents/Technical/Material/PMMA%20N%20UL94_Yellow%20Card.pdf

<http://ledil.fi/sites/default/files/Documents/Technical/Material/PMMA%20N%20PLEXIGLAS-Datasheet.pdf>

- Optic holder molded by high quality PC material (120 degrees of Celcius / 248 degrees of Fahrenheit).

- Fastening to heat sink with a PU foam adhesive tape of automotive grade. Please find fastening details by clicking link: http://www.ledil.com/datasheets/DataSheet_TAPE.pdf

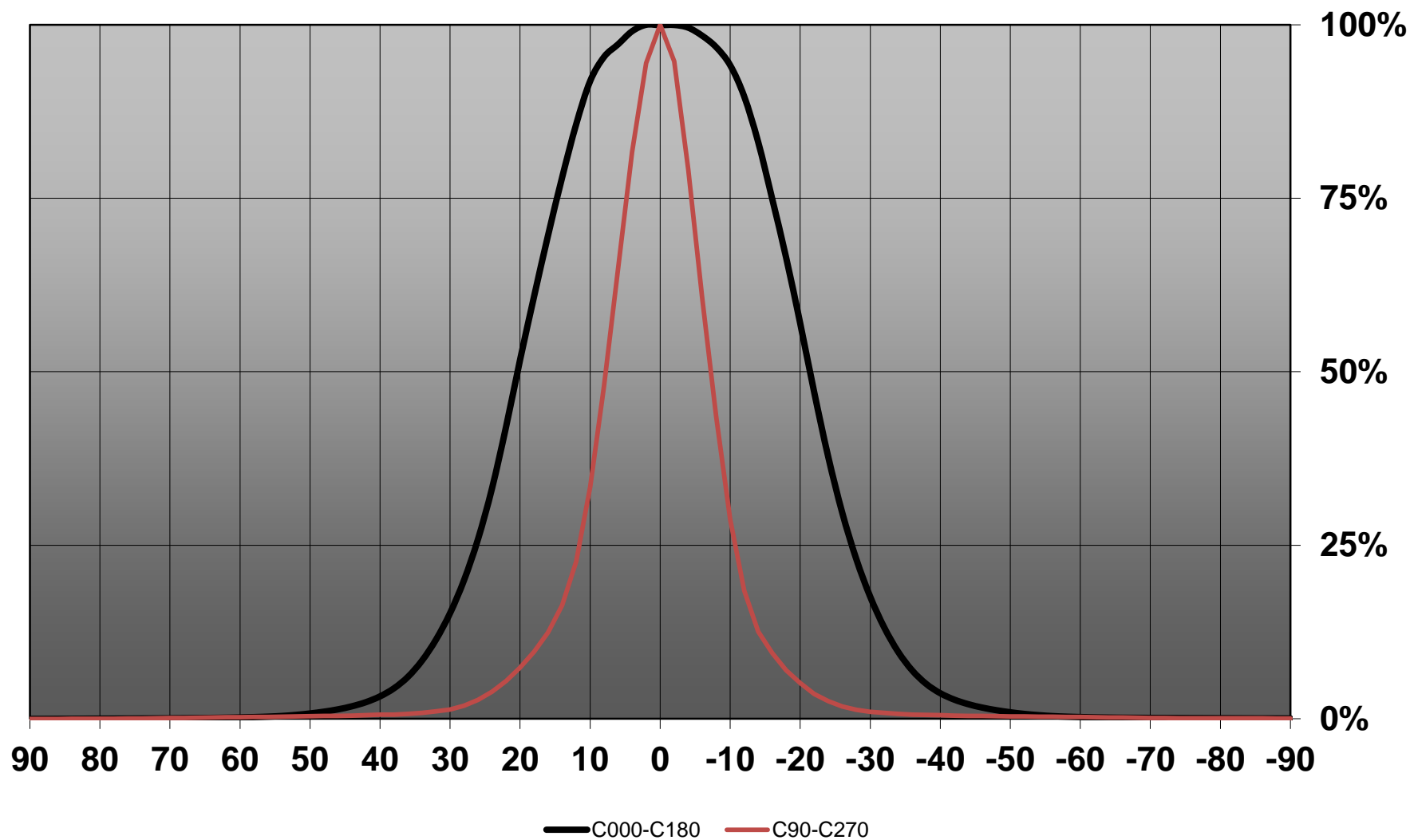
NOTE 1: We advise customer to ensure the suitability and sufficiency of the bond in the end product. For example, mechanical stress, vibration and holes on the surface of the circuit board weaken the strength of the tape.

NOTE 2: Assembly to the surface must be made straight, so the tape bonds constant and balanced with fastening surface. Slanted assembly might cause unbalanced bond to the surface. All surfaces where tape is applied must be clean, dry and free from grease and dirt.

If cleaning of PCB surfaces is needed, please follow strictly the cleaning instructions of your LED manufacturer - this is important as cleaning shall under no circumstances damage LEDs or other electronics components on the PCB.

Further note that optical components shall not be cleaned with any chemicals - only micro fiber cloth may be used to remove fingerprints or other traces from handling.

Relative intensity of CA12859_EVA-O_(XM-L2)



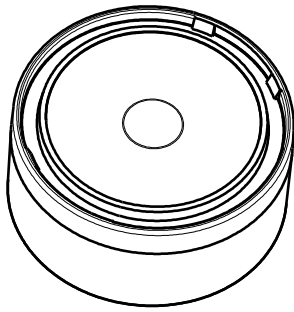
D

C


B

A

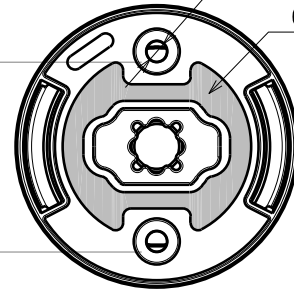
4



Isometric view



25.4



Ø 2.75


Screw holes

0.4mm Tape

Bottom view

3

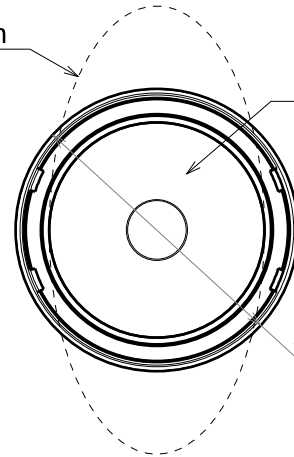
17.2



Front view

2

Oval beam direction



Lens

Top view

Ø 37.7

Materials:
 Lens PMMA
 Holder PC, BLACK
 Tape Pu foam

This drawing is our property.
 It can't be reproduced
 or communicated without
 our written agreement.



Ledil Oy
 Tehdaskatu 13
 FIN-24100 SALO
 Finland

DRAWING TITLE

Datasheet EVA-XM-WITH-TAPE Assembly

DRAWN BY

mav

DATE

12.04.2012

CHECKED BY

sn

DATE

12.04.2012

SIZE

A4

DRAWING NUMBER

-

REV

1.0

DESIGNED BY

p1

DATE

17.02.2011

SCALE

2:1

WEIGHT (g)

SHEET

1/1

D

A

1

1