

Datasheet

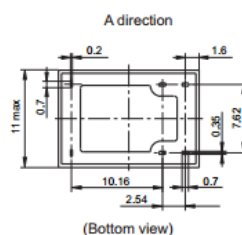
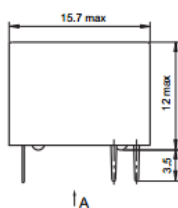
SPDT PCB Mount Non-Latching Relay, 5V dc

RS Stock number [476-731](#)

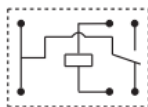
Dimensions: (mm)

HFD41

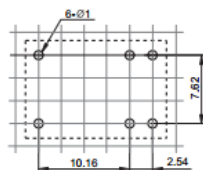
Outline Dimensions



Wiring Diagram
(Bottom view)

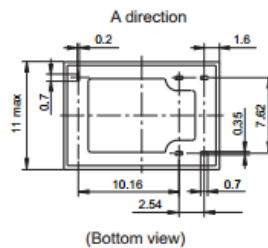
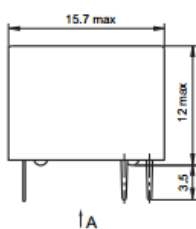


PCB Layout
(Bottom view)

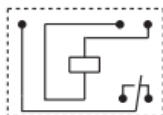


HFD41A

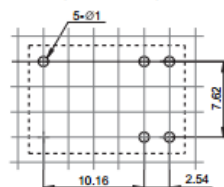
Outline Dimensions



Wiring Diagram
(Bottom view)

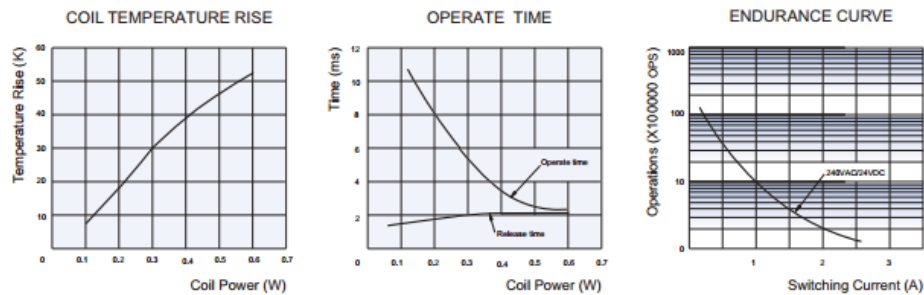


PCB Layout
(Bottom view)



- Remark: 1) In case of no tolerance shown in outline dimension: outline dimension $\leq 1\text{mm}$, tolerance should be $\pm 0.2\text{mm}$; outline dimension $> 1\text{mm}$ and $\leq 5\text{mm}$, tolerance should be $\pm 0.3\text{mm}$; outline dimension $> 5\text{mm}$, tolerance should be $\pm 0.4\text{mm}$.
 2) The tolerance without indicating for PCB layout is always $\pm 0.1\text{mm}$.
 3) The width of the gridding is 2.54mm.

Characteristic Curves



Coil

Coil power	B: 450mW; N: 360mW; H:200mW
------------	-----------------------------

Contact Data

Concat arrangement	1C
Contact resistance	100mΩ (at 1A 24VDC)
Contact material	AgNi
Contact rating (Res. load)	1A 125VAC/30VDC 1A 240VAC/30VDC 2A 125VAC, 3A 125VAC
Max. switching voltage	240VAC / 30VDC
Max. switching current	3A
Max. switching power	240VA / 30W
Mechanical endurance	1 x 10 ⁷ OPS
Electrical endurance	1 x 10 ⁵ OPS

Features

- Extremely low cost
- 2A switching capability
- 1 form C configuration
- Standard PBC layout
- Wash tight and flux proofed types available
- Environmentally friendly product (RoHS compliant)
- Outline dimensions (15.7 x

Characteristics

Insulation resistance	100MΩ (at 500VDC)	
Dielectric strength	Between coil & contacts	1000VAC 1min
	Between open contacts	500VAC 1min
Operate time (at nomi. volt.)	10ms max.	
Release time (at nomi. volt.)	5ms max.	
Shock resistance	Functional	98m/s ²
	Destructive	980m/s ²
Vibration resistance	10Hz to 55Hz 1.5mm DA	
Humidity	35% to 85% RH	
Ambient temperature	-25°C to 70°C	
Termination	PCB (DIP)	
Unit weight	Approx. 5g	
Construction	Wash tight, Flux proofed	

Notes: 1) The data shown above are initial values.
2) Please find coil temperature curve in the characteristic curves below.

Safety Approval Ratings

UL&CUL	1A 125VAC/30VDC 1A 240VAC/30VDC 2A 125VAC
VDE (HFD41A)	1A 30VDC 1A 250VAC COSØ =1 2A 125VAC COSØ =1

Notes: Only some typical ratings are listed above. If more details are required, please contact us.