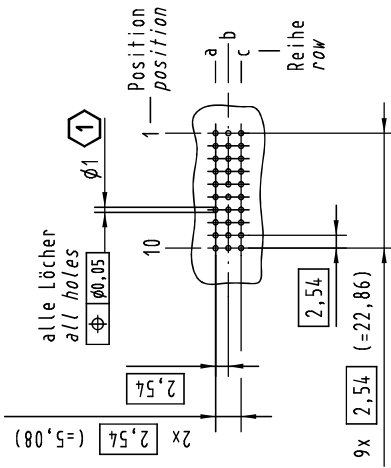
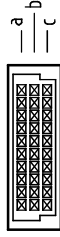


X
Lochbild
board drillings



X
Kontaktanordnung
contact arrangement

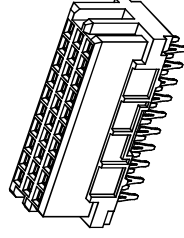
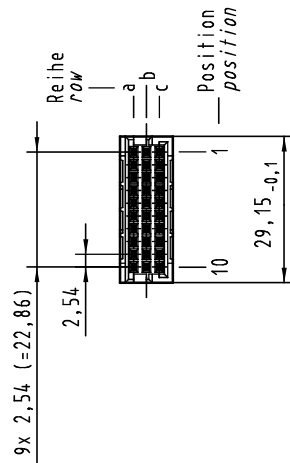
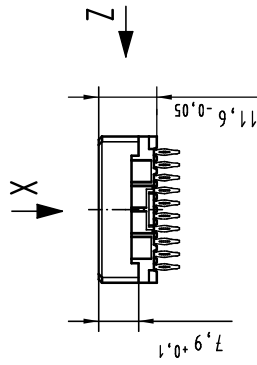
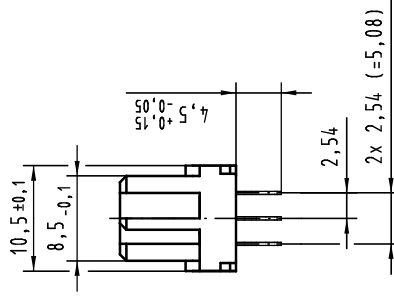
9 7 5 3 1
| | | | |
30 Einpress Kontakte
30 press-in contacts



☒ = Einpress Kontakt
= press-in contact

☐ = Kontaktposition nicht belegt
= position without contact

Z (2:1)



1
Empfohlener Lochaufbau und
weitere Informationen siehe: DS 09 03 210 00 01
recommended configuration of plated through holes
and further information see: DS 09 03 210 00 01

All Dimensions in mm Original Size DIN A 3		Tech. Character.	
Mod.	Dat.	Name	Maßstab/Scale
36392	05.08.11	HL.	1:1
35608			
		HARTING Electronics GmbH & Co. KG D-32339 ESPELKNIP	

Nicht tolerierte Maß-/Free size tolerances IEC 60603-2	
09 25 230 6870	2
Bestell-Nr. part-no.	
Anforderungsstufe performance level 1	
har-bus 3C Federleiste ohne Flansch Einpress 4,5 , 30-polig har-bus 3C female connector without flange press-in 4,5 , 30-pole	
TB 09 25 230 x870	Blatt/ page
Sub.	8