

**SURFACE MOUNT  
GLASS PASSIVATED RECTIFIERS**

REVERSE VOLTAGE - **50 to 1000** Volts  
FORWARD CURRENT - **1.0** Ampere

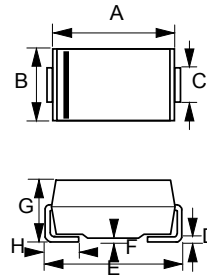
**FEATURES**

- Glass passivated chip
- For surface mounted applications
- Low reverse leakage current
- Low forward voltage drop
- High current capability
- Plastic material has UL flammability classification 94V-0

**MECHANICAL DATA**

- Case : Molded plastic
- Polarity : Indicated by cathode band
- Weight : 0.002 ounces, 0.064 grams

**SMA**



SMA		
DIM.	MIN.	MAX.
A	4.06	4.57
B	2.29	2.92
C	1.27	1.63
D	0.15	0.31
E	4.83	5.59
F	0.05	0.20
G	2.01	2.40
H	0.76	1.52
All Dimensions in millimeter		

**MAXIMUM RATINGS AND ELECTRICAL CHARACTERISTICS**

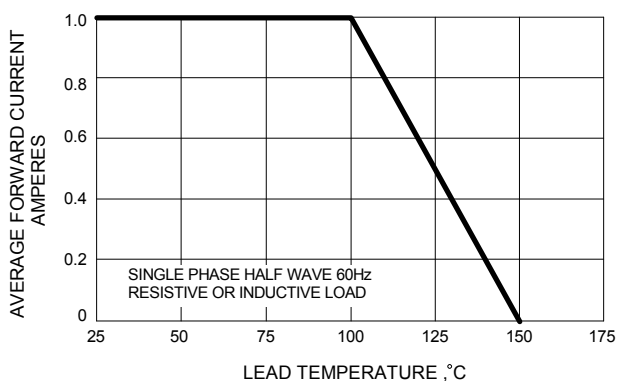
Ratings at 25°C ambient temperature unless otherwise specified.  
Single phase, half wave, 60Hz, resistive or inductive load.  
For capacitive load, derate current by 20%

CHARACTERISTICS	SYMBOL	S1A	S1B	S1D	S1G	S1J	S1K	S1M	UNIT
Maximum Recurrent Peak Reverse Voltage	VRRM	50	100	200	400	600	800	1000	V
Maximum RMS Voltage	VRMS	35	70	140	280	420	560	700	V
Maximum DC Blocking Voltage	VDC	50	100	200	400	600	800	1000	V
Maximum Average Forward Rectified Current @TL = 100°C	I(AV)	1.0							A
Peak Forward Surge Current 8.3ms single half sine-wave super imposed on rated load (JEDEC METHOD)	IFSM	30							A
Maximum forward Voltage at 1.0A DC	VF	1.1							V
Maximum DC Reverse Current at Rated DC Blocking Voltage @TJ = 25 °C @TJ = 125 °C	IR	5.0 100							uA
Typical Junction Capacitance (Note1)	CJ	10							pF
Typical Thermal Resistance (Note 2)	RθJL	30							°C /W
Operating Temperature Range	TJ	-55 to +150							°C
Storage Temperature Range	TSTG	-55 to +150							°C

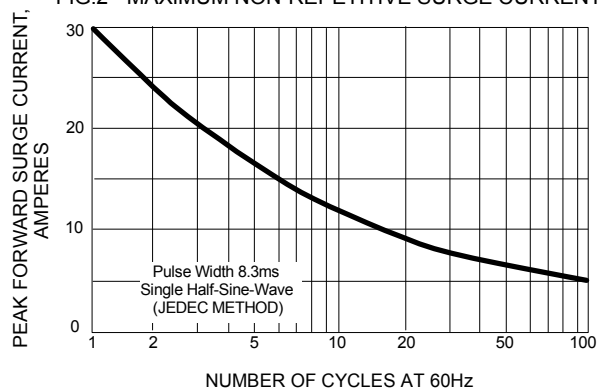
NOTES : 1. Measured at 1.0MHz and applied reverse voltage of 4.0V DC.  
2. Thermal Resistance Junction to Lead.

REV. 7, Apr-2010, KSDA01

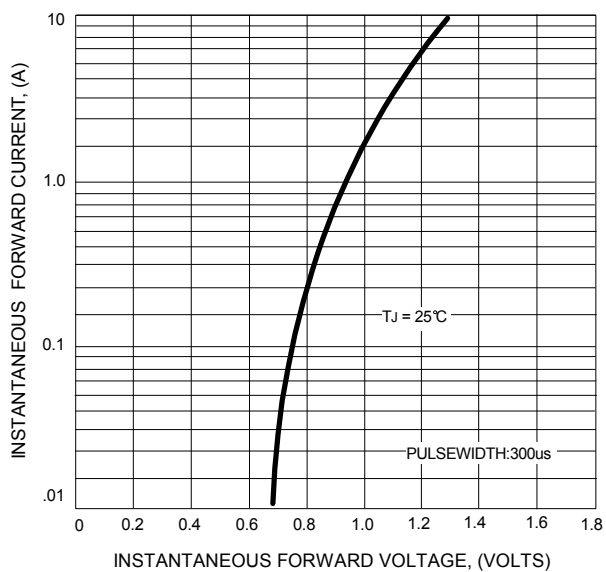
**FIG.1 - FORWARD CURRENT DERATING CURVE**



**FIG.2 - MAXIMUM NON-REPETITIVE SURGE CURRENT**



**FIG.3 - TYPICAL FORWARD CHARACTERISTICS**



**FIG.4 - TYPICAL REVERSE CHARACTERISTICS**

