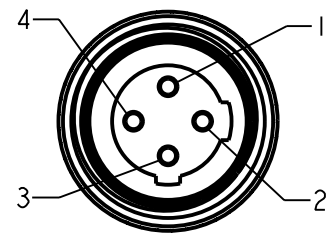


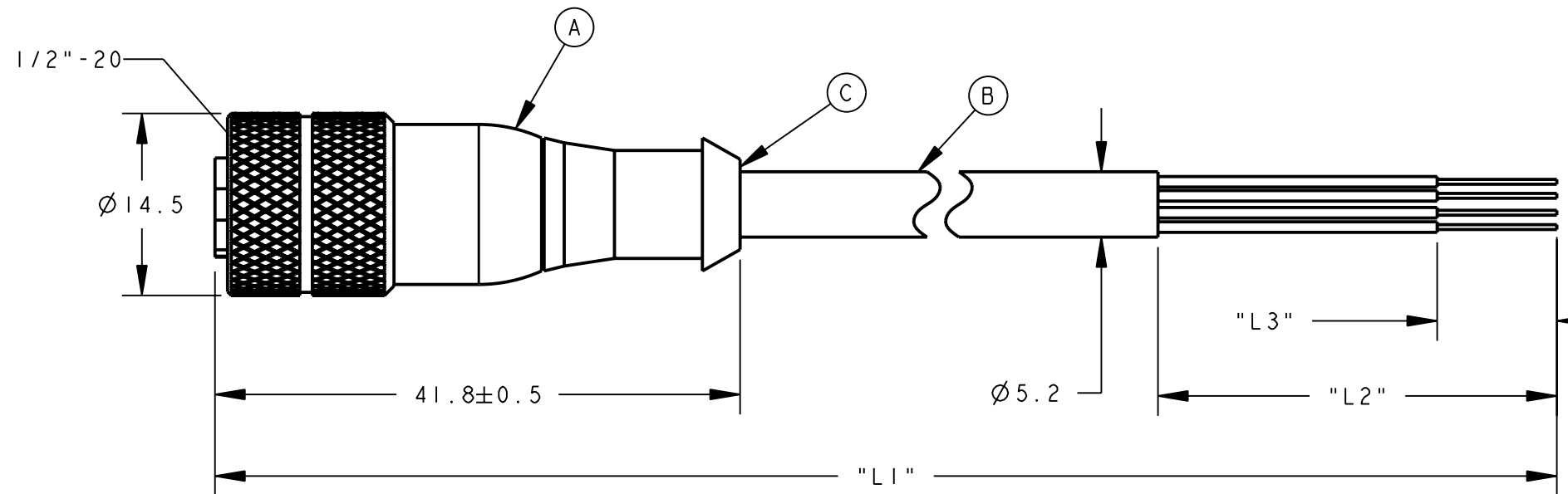
SPECIFICATIONS		REF DES
CONNECTOR TYPE	MICRO 1/2-20 4-PIN FEM-ST PER BANNER P/N: 153408	A
CABLE TYPE	PER BANNER P/N: 135002	B
LABEL SPECIFICATIONS	PER BANNER P/N: 68317	
LABEL ATTACH	PLACE ON CABLE 70-120mm FROM C	C
COIL DIAMETER	FOR CABLE LENGTHS: < 0.6m: NO COIL 0.6m - 9m: INNER COIL DIAM: 80mm > 9m: INNER COIL DIAM: 230mm	
STRIP LENGTH TOLERANCE	STRIP LENGTH: 1.5 - 3.9mm: +/- 1.0mm 4.0 - 7.9mm: +/- 1.5mm 8.0 - 19.9mm: +/- 2.0mm > 20mm: +/- 10% mm *STRIPPED WIRES MUST BE TINNED	
STANDARD LENGTH TOLERANCE	0 - 0.625m: +25 / -0mm > 0.625m: +4% / -0% OF LENGTH	

REVISION HISTORY			
REV	DESCRIPTION	DATE	APPROVED
A	INITIAL APPROVAL	8-19-10	D.HICKE D.JAROSCH



FEMALE POLES

- 1. BROWN
- 2. BLUE
- 3. BLACK
- 4. WHITE



ALL SHEETS ARE THE SAME REVISION STATUS

DIMENSIONS ARE IN MILLIMETERS
UNLESS OTHERWISE SPECIFIED
TOLERANCE ON ANGLE: ±3°
X ±.5
.X ±.1
.XX ±.1
INTERPRET DIMENSIONS & TOLERANCES
PER ASME Y14.5M - 1994

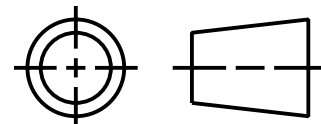
This drawing is the property
of BANNER ENGINEERING CORP.
and is proprietary in general
and in detail. Its contents
shall not be revealed to
outside parties without
written consent of BANNER.



BANNER ENGINEERING CORP.
P.O. BOX 9414
MINNEAPOLIS, MN 55440

TITLE
**DWG CDS MICRO 1/2-20 4-PIN FEM-ST NPB PUR-BLK
1-CONNECTOR 4-22AWG PVC-BLK 5.2 NO SHIELD XXX**

THIRD ANGLE PROJECTION



DRAWN BY D. HICKE	DATE 8-16-10
APPROVED BY D. JAROSCH	DATE 8-19-10
APPROVED BY	DATE

SIZE B	DRAWING NO. 15189	REV. A
SCALE 2:1		SHEET 1 OF 1

TABLE OF LENGTHS					
P/N	MODEL NO.	"L1" (m)	"L2" (mm)	"L3" (mm)	
15189	MQAC2-406	2.00	50	7	
15192	MQAC2-415	5.00	50	7	
15193	MQAC2-430	9.14	50	7	