

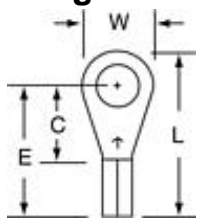
Solutions for Electronic Specialty Markets (ESM)

Product Catalog for Electronic Specialty Markets

- 3M™ Electronic Specialty Markets - New Product Releases
- 3M™ Abrasives
- 3M™ Adhesives, Cleaners & Compounds
- 3M™ Breadboards & Test Clips
- 3M™ Cable & Assemblies
- 3M™ Copper Interconnects
- 3M™ Fiber Optics
- 3M™ Fire Protection
- 3M™ Heat Shrink
- 3M™ Identification Systems
- 3M™ Occupational Health & Safety Products
- 3M™ Protective Bumpers
- 3M™ Reclosable Fasteners
- 3M™ Splicing, Terminating & Ducting
- 3M™ Static Control
- 3M™ Tapes
- 3M™ Terminals, Kits & Tools
- 3M™ Vacuums & Accessories
- 3M™ Warehousing & Packaging Supplies
- 3M™ Wire Connectors

[Product Catalog for Electronic Specialty Markets](#) > [3M™ Terminals, Kits & Tools](#) > [Ring Tongues](#) > [Scotchlok™ Ring Tongue Terminals - Non-Insulated Butted Seam](#) >

[Printer-friendly format](#) 3M™ Scotchlok™ Non-Insulated Butted Seam Ring Tongue Terminal MU18-10R/LK, Stud Size 10



[click to enlarge](#)

This terminal has a wire range of 22-18 AWG and a stud size of 10. It comes in quantities of 1000 per case.

GTIN(UPC/EAN) : 0 00 54007 01007 4
3M Id : 80-6100-3470-6

Additional Information

A ring is the standard style of tongue. The safest and most reliable; it cannot be removed unless mounting screw is removed.

Learn More . . .

- [Packaging Data](#)
- [Ring Tongues - Non-Insulated Butted Seam 22-18 AWG - Product Selection Guide \(PDF 25.7 K\)](#)
- [Scotchlok Terminals MU18-4R/S THRU MU10-516R/S - Data Sheet \(PDF 23.0 K\)](#)
- [Terminal Stud Size Chart - Product Selection Guide \(PDF 5.2 K\)](#)

Please Note:
Adobe® Acrobat® Reader is required to view PDF documents.



Other Tools

- What's New
- Sales Contacts
- U.S. Distributors

Characteristics

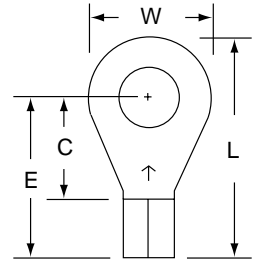
| | |
|-------------------------------|------------|
| Agency Approvals | UL and CSA |
| Barrel Style | Butted |
| China RoHS - Below MCV | Yes |
| CSA File Number | LR22190 |
| EU RoHS Compliant | Yes |

| | |
|-------------------------|------------------------------------|
| Stud Size | 10 American Wire Gauge (AWG) |
| Terminal Style | Standard |
| Terminal Type | Ring |
| UL File Number | E23438 |
| Wire Gauge Range | 18 to 22 American Wire Gauge (AWG) |



Scotchlok™ Terminals

MU18-4R/S thru MU10-516R/S
Ring Tongue, Non-Insulated, Butted Seam



Data Sheet

| Product Number | Wire Range (AWG) | Stud Size | W | C | L | E | Thickness | Barrel Length | Barrel I.D. |
|----------------|------------------|-----------|------|------|------|------|-----------|---------------|-------------|
| MU18-4R/S | 22-18 | 4 | 0.25 | 0.22 | 0.60 | 0.47 | 0.030 | 0.25 | 0.070 |
| MU18-6R/S | 22-18 | 6 | 0.25 | 0.22 | 0.60 | 0.47 | 0.030 | 0.25 | 0.070 |
| MU18-8R/L | 22-18 | 8 | 0.31 | 0.33 | 0.74 | 0.58 | 0.030 | 0.25 | 0.070 |
| MU18-10R/L | 22-18 | 10 | 0.31 | 0.33 | 0.74 | 0.58 | 0.030 | 0.25 | 0.070 |
| MU18-14R/S | 22-18 | ¼ | 0.47 | 0.40 | 0.89 | 0.65 | 0.030 | 0.25 | 0.070 |
| MU18-38R | 22-18 | ⅜ | 0.56 | 0.40 | 0.93 | 0.65 | 0.030 | 0.25 | 0.070 |
| MU14-4R/S | 16-14 | 4 | 0.25 | 0.22 | 0.60 | 0.47 | 0.030 | 0.25 | 0.090 |
| MU14-6R/S | 16-14 | 6 | 0.25 | 0.22 | 0.60 | 0.47 | 0.030 | 0.25 | 0.090 |
| MU14-8R/L | 16-14 | 8 | 0.25 | 0.22 | 0.74 | 0.58 | 0.030 | 0.25 | 0.090 |
| MU14-10R | 16-14 | 10 | 0.33 | 0.29 | 0.70 | 0.54 | 0.030 | 0.25 | 0.090 |
| MU14-10R/L | 16-14 | 10 | 0.31 | 0.33 | 0.74 | 0.58 | 0.030 | 0.25 | 0.090 |
| MU14-14R/S | 16-14 | ¼ | 0.47 | 0.40 | 0.89 | 0.65 | 0.030 | 0.25 | 0.090 |
| MU10-4R/S | 12-10 | 4 | 0.28 | 0.29 | 0.68 | 0.54 | 0.040 | 0.25 | 0.135 |
| MU10-6R | 12-10 | 6 | 0.38 | 0.29 | 0.73 | 0.54 | 0.040 | 0.25 | 0.135 |
| MU10-8R | 12-10 | 8 | 0.38 | 0.29 | 0.73 | 0.54 | 0.040 | 0.25 | 0.135 |
| MU10-10R | 12-10 | 10 | 0.38 | 0.29 | 0.73 | 0.54 | 0.040 | 0.25 | 0.135 |
| MU10-14R/S | 12-10 | ¼ | 0.53 | 0.44 | 0.96 | 0.69 | 0.040 | 0.25 | 0.135 |
| MU10-516R/S | 12-10 | 5/16 | 0.53 | 0.44 | 0.96 | 0.69 | 0.040 | 0.25 | 0.135 |



UNDERWRITERS
LABORATORIES
STANDARD NO. UL 486A
3M FILE NO. E23438



CANADIAN STANDARDS
ASSOCIATION
STANDARD NO. C22.2
NO. 0. 65
3M FILE NO. LR22190

Specifications

| | |
|--------------------|-----------------|
| Wire Size: | See Table Above |
| Barrel Seam: | Butted |
| Max. Current: | Same as Wire |
| Terminal Material: | ETP Copper |
| Terminal Plating: | Tin |

Installation Information

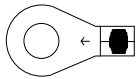
WARNING

Turn power off before installing or removing terminal. All electrical work should be done according to appropriate electrical codes.

UL Listed and CSA Certified for use on stranded copper (AWG) wire only.

Strip away the end 3/8 inch of wire insulation.

Make the crimp in the proper station of a recommended 3M crimp tool: TH-440, TH-450 (scissor style), or TR-490 (ratchet style) hand tools.



Barrel Crimp (Electrical)

Engineering Specification

Crimp-type terminals shall, electrically and mechanically, connect to a pre-stripped end of a stranded copper wire: and have a flat tongue portion with a central opening for mounting around a screw or stud.

The terminal line shall offer tongue variations in hole (stud) size (6, 8 10, etc.) and configuration (ring, fork, block fork, flanged block fork, locking fork, etc.): and barrel variations in wire (AWG) size (22-18, 16-14, 12-10, etc.) and construction (non-insulated brazed seam, vinyl insulated butted seam, nylon insulated with insulation grip, etc.). The terminal line shall have regulatory agency coverage (UL Listing, CSA Certification). The terminal tongue shall be marked with the wire range and manufacturer's symbol (↑).

The non-insulated, butted seam ring tongue terminal shall be tin-plated, annealed copper, with the tongue having a specified stud hole (size 4 thru 5/16 in.) and a butted seam barrel with a beveled I.D. for ease of stranded wire entry, sized for a specified (AWG) wire range (22-18, 16-14, 12-10).

Non-insulated terminals shall be UL Listed and CSA Certified.

3M and Scotchlok are trademarks of 3M.



is a trademark of Underwriters Laboratories.



is a trademark of Canadian Standards Association.

IMPORTANT NOTICE

Before using this product, you must evaluate it and determine if it is suitable for your intended application. You assume all risks and liability associated with such use.

Warranty; Limited Remedy; Limited Liability. This product will be free from defects in material and manufacture as of the date of purchase. **3M MAKES NO OTHER WARRANTIES INCLUDING, BUT NOT LIMITED TO, ANY IMPLIED WARRANTY OF MERCHANTABILITY OR FITNESS FOR A PARTICULAR PURPOSE.** If this product is defective within the warranty period stated above, your exclusive remedy shall be, at 3M's option, to replace or repair the 3M product or refund the purchase price of the 3M product. **Except where prohibited by law, 3M will not be liable for any loss or damage arising from this 3M product, whether direct, indirect, special, incidental or consequential regardless of the legal theory asserted.**

3M

Electrical Products Division

6801 River Place Blvd.
Austin, TX 78726-9000
<http://www.3M.com/elpd>