

Device terminal block - G 10/ 3 - 2716716

Please be informed that the data shown in this PDF Document is generated from our Online Catalog. Please find the complete data in the user's documentation. Our General Terms of Use for Downloads are valid (<http://phoenixcontact.com/download>)



Device terminal block, for direct mounting, 3-pos.


The illustration shows a combination of versions G 10/2, G 10/4 and G 10/5

Why buy this product

- Touch-proof shock protection



Key Commercial Data

Packing unit	10 STK
Minimum order quantity	10 STK
GTIN	 4 017918 061982
GTIN	4017918061982
Weight per Piece (excluding packing)	55.350 g
Custom tariff number	85369010
Country of origin	Turkey

Technical data

General

Number of positions	3
Number of levels	1
Number of connections	6
Potentials	3
Nominal cross section	10 mm ²
Color	gray
Insulating material	PA
Flammability rating according to UL 94	V2
Rated surge voltage	8 kV

Device terminal block - G 10/ 3 - 2716716

Technical data

General

Degree of pollution	3
Overvoltage category	III
Insulating material group	I
Maximum power dissipation for nominal condition	1.82 W
Maximum load current	76 A (with 16 mm ² conductor cross section)
Nominal current I _N	57 A
Nominal voltage U _N	800 V
Open side panel	No

Dimensions

Width	46 mm
Length	33 mm
Height	31 mm

Connection data

Connection method	Screw connection
Connection in acc. with standard	IEC 60947-7-1/IEC 60998
Conductor cross section solid min.	0.5 mm ²
Conductor cross section solid max.	16 mm ²
Conductor cross section AWG min.	20
Conductor cross section AWG max.	6
Conductor cross section flexible min.	0.5 mm ²
Conductor cross section flexible max.	10 mm ²
Min. AWG conductor cross section, flexible	20
Max. AWG conductor cross section, flexible	8
Conductor cross section flexible, with ferrule without plastic sleeve min.	0.5 mm ²
Conductor cross section flexible, with ferrule without plastic sleeve max.	16 mm ²
Conductor cross section flexible, with ferrule with plastic sleeve min.	0.5 mm ²
Conductor cross section flexible, with ferrule with plastic sleeve max.	16 mm ²
2 conductors with same cross section, solid min.	0.5 mm ²
2 conductors with same cross section, solid max.	6 mm ²
2 conductors with same cross section, stranded min.	0.5 mm ²
2 conductors with same cross section, stranded max.	6 mm ²
2 conductors with same cross section, stranded, TWIN ferrules with plastic sleeve, min.	0.5 mm ²
2 conductors with same cross section, stranded, TWIN ferrules with plastic sleeve, max.	6 mm ²
2 conductors with same cross section, stranded, ferrules without plastic sleeve, min.	0.5 mm ²
2 conductors with same cross section, stranded, ferrules without plastic sleeve, max.	6 mm ²
Stripping length	12 mm
Internal cylindrical gage	A3

Device terminal block - G 10/ 3 - 2716716

Technical data

Connection data

Screw thread	M4
Tightening torque, min	1.5 Nm
Tightening torque max	1.8 Nm

Standards and Regulations

Connection in acc. with standard	CSA
	IEC 60947-7-1/IEC 60998
Flammability rating according to UL 94	V2

Environmental Product Compliance

China RoHS	Environmentally Friendly Use Period = 50
	For details about hazardous substances go to tab "Downloads", Category "Manufacturer's declaration"

Approvals


Approvals


Approvals

CSA / UL Recognized / PRS / EAC / EAC

Ex Approvals


Approval details

CSA		http://www.csagroup.org/services/testing-and-certification/certified-product-listing/	13631
mm ² /AWG/kcmil			24-6
Nominal current I _N			65 A
Nominal voltage U _N			600 V

UL Recognized		http://database.ul.com/cgi-bin/XYV/template/LISEXT/1FRAME/index.htm	FILE E 60425
mm ² /AWG/kcmil			24-6
Nominal current I _N			65 A
Nominal voltage U _N			600 V

Device terminal block - G 10/ 3 - 2716716

Approvals

PRS		http://www.prs.pl/	TE/1824/880590/09
-----	---	---	-------------------

EAC			EAC-Zulassung
-----	---	--	---------------

EAC			7500651.22.01.00246
-----	---	--	---------------------