PCB terminal block - PTDA 2,5/16-5,0 - 1725484

Please be informed that the data shown in this PDF Document is generated from our Online Catalog. Please find the complete data in the user's documentation. Our General Terms of Use for Downloads are valid
(http://phoenixcontact.com/download)

The figure shows a 10-position version of the product

PCB terminal block, Nominal current: 24 A, Nom. voltage: 400 V, Pitch: 5 mm, Number of positions: 16, Connection method: Spring-cage connection, Mounting: Soldering, Conductor/PCB connection direction: 45 °, Color: green

Why buy this product

- Large terminal block capacity with compact dimensions
- 5.0 mm pitch
- Attractive design for connection at a glance
- Spring-cage double connection with direct plug-in technology with a release button
- Optional color coding
- Plug with optional mechanical coding

Key commercial data

Packing unit	50 pc
Minimum order quantity	50 pc
GTIN	4 046356 129398
Weight per Piece (excluding packing)	23.14 g
Custom tariff number	85369010
Country of origin	Poland
Note	Made to Order (non-returnable)

Technical data

Dimensions

Pitch	5 mm
Dimension a	75 mm
Pin dimensions	1,0 x 0,4
Pin spacing	5 mm
Hole diameter	1.3 mm

General

PCB terminal block - PTDA 2,5/16-5,0 - 1725484

Technical data

General

Range of articles	PTDA 2,5/
Insulating material group	I
Rated surge voltage (III/3)	4 kV
Rated surge voltage (III/2)	4 kV
Rated surge voltage (II/2)	4 kV
Rated voltage (III/3)	320 V
Rated voltage (III/2)	400 V
Rated voltage (II/2)	630 V
Connection in acc. with standard	EN-VDE
Nominal current I_N	24 A
Nominal cross section	2.5 mm²
Maximum load current	24 A
Insulating material	PA
Solder pin surface	Sn
Inflammability class according to UL 94	V0
Stripping length	10 mm
Number of positions	16

Connection data

Conductor cross section solid min.	0.2 mm²
Conductor cross section solid max.	2.5 mm²
Conductor cross section stranded min.	0.2 mm²
Conductor cross section stranded max.	2.5 mm²
Conductor cross section stranded, with ferrule without plastic sleeve min.	0.5 mm²
Conductor cross section stranded, with ferrule without plastic sleeve max.	2.5 mm²
Conductor cross section stranded, with ferrule with plastic sleeve min.	0.5 mm²
Conductor cross section stranded, with ferrule with plastic sleeve max.	1 mm²
Conductor cross section AWG/kcmil min.	24
Conductor cross section AWG/kcmil max	14
2 conductors with same cross section, solid min.	0.2 mm²
2 conductors with same cross section, solid max.	2.5 mm²
2 conductors with same cross section, stranded min.	0.2 mm²
2 conductors with same cross section, stranded max.	2.5 mm²
2 conductors with same cross section, stranded, ferrules without plastic sleeve, min.	0.5 mm²
2 conductors with same cross section, stranded, ferrules without plastic sleeve, max.	2.5 mm²
2 conductors with same cross section, stranded, TWIN ferrules with plastic sleeve, min.	0.5 mm²

PCB terminal block - PTDA 2,5/16-5,0 - 1725484

Technical data

Connection data

2 conductors with same cross section, stranded, TWIN ferrules with plastic sleeve, max.	1 mm²

Classifications

eCl@ss

eCl@ss 4.0	272607xx
eCl@ss 4.1	27141109
eCl@ss 5.0	27141190
eCl@ss 5.1	27141190
eCl@ss 6.0	27261101
eCl@ss 7.0	27440401
eCl@ss 8.0	27440401

ETIM

ETIM 3.0	EC001121
ETIM 4.0	EC002643
ETIM 5.0	EC002643

UNSPSC

UNSPSC 6.01	30211801
UNSPSC 7.0901	39121432
UNSPSC 11	34131203
UNSPSC 12.01	39121432
UNSPSC 13.2	39121432

Approvals

Approvals

Approvals

UL Recognized / VDE Gutachten mit Fertigungsüberwachung / cUL Recognized / CCA / IECEE CB Scheme / EAC / cULus Recognized

Ex Approvals

Approvals submitted

Approval details

PCB terminal block - PTDA 2,5/16-5,0 - 1725484

Approvals

UL Recognized

	B	D
mm²/AWG/kcmil	24-14	24-14
Nominal current IN	15 A	10 A
Nominal voltage UN	300 V	300 V

VDE Gutachten mit Fertigungsüberwachung

mm²/AWG/kcmil	0.2-2.5
Nominal current IN	24 A
Nominal voltage UN	250 V

cUL Recognized

	B	D
mm²/AWG/kcmil	24-14	24-14
Nominal current IN	15 A	10 A
Nominal voltage UN	300 V	300 V

CCA

mm²/AWG/kcmil	0.2-2.5
Nominal current IN	24 A
Nominal voltage UN	250 V

IECEE CB Scheme

mm²/AWG/kcmil	0.2-2.5
Nominal current IN	24 A
Nominal voltage UN	250 V

EAC

PCB terminal block - PTDA 2,5/16-5,0 - 1725484

Approvals

cULus Recognized

Drawings

Drilling diagram

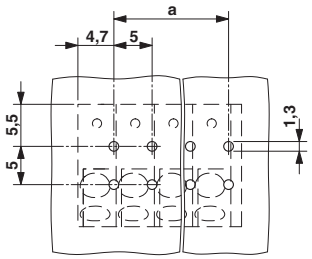

Diagram

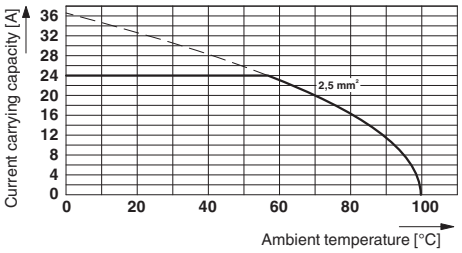

Derating diagram for 5 positions; reduction factor=0.8

Dimensioned drawing

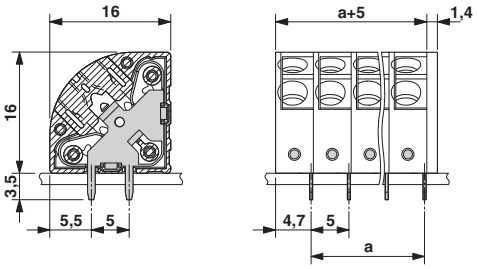

Phoenix Contact 2015 © - all rights reserved
http://www.phoenixcontact.com