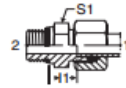


GEO Full Dimensions

Male Connector
24° Flareless / ISO 6149

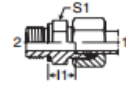


TUBE FITTING PART #	END SIZE		L1 (mm)	S1 (mm)	STANDARD Pressure Rating (bar)				
	1 (mm)	2 Metric Thread			EO				
					A3C	71	MS	A3C	71
GEO04LLM	4	M8 x 1	9.5	11	100				100
GEO04LLM10x1	4	M10 x 1	9.5	13	100				100
GEO06LLM	6	M10 x 1	8.0	13					
GEO06LM	6	M10 x 1	8.5	14	315				315
GEO08LM	8	M12 x 1.5	10.0	17	315				315
GEO10LM	10	M14 x 1.5	11.0	19	315				315
GEO12LM	12	M16 x 1.5	12.5	22	315				315
GEO15LM	15	M18 x 1.5	13.5	24	315				315
GEO18LM	18	M22 x 1.5	14.5	27	315				315
GEO22LM27x2	22	M27 x 2	16.5	32	160				160
GEO28LM	28	M33 x 2	17.5	41	160				160
GEO35LM	35	M42 x 2	17.5	50	160				160
GEO42LM	42	M48 x 2	19.0	55	160				160
GEO06SM	6	M12 x 1.5	13.0	17	630				630
GEO08SM	8	M14 x 1.5	15.0	19	630				630
GEO10SM	10	M16 x 1.5	15.0	22	630				630
GEO12SM	12	M18 x 1.5	17.0	24	630				630
GEO16SM	16	M22 x 1.5	18.5	27	400				400
GEO20SM	20	M27 x 2	20.5	32	400				400
GEO25SM	25	M33 x 2	23.0	41	400				400
GEO30SM	30	M42 x 2	23.5	50	400				400
GEO38SM	38	M48 x 2	26.0	55	315				315

For EO-2 part number, insert "Z" between size and pressure series.
Example: GEO06ZLMA3C

GE-R-ED Full Dimensions

Male Connector
24° Flareless / BSPP



DIN 3852-2 Form E

TUBE FITTING PART #	END SIZE		L1 (mm)	S1 (mm)	STANDARD Pressure Rating (bar)				
	1 (mm)	2 BSPP			EO				
					A3C	71	MS	A3C	71
GE04LLRED	4	G 1/8 A	9.5	14	100				100
GE06LLRED	6	G 1/8 A	8.0	14	100				100
GE06LRED	6	G 1/8 A	8.5	14	315	315			315 315
GE06LR1/4ED	6	G 1/4A	10.0	19	315	315			315 315
GE08LR1/8ED	8	G 1/8 A	9.5	14	315	315			315 315
GE08LRED	8	G 1/4A	10.0	19	315	315			315 315
GE08LR3/8ED	8	G 3/8 A	11.5	22	315	315			315 315
GE10LRED	10	G 1/4A	11.0	19	315	315			315 315
GE10LR3/8ED	10	G 3/8 A	12.5	22	315	315			315 315
GE10LR1/2ED	10	G 1/2 A	13.0	27	315	315			315 315
GE12LR1/4ED	12	G 1/4A	12.0	19	315	315			315 315
GE12LRED	12	G 3/8 A	12.5	22	315	315			315 315
GE12LR1/2ED	12	G 1/2 A	13.0	27	315	315			315 315
GE15LR3/8ED	15	G 3/8 A	13.5	24	315	315			315 315
GE15LRED	15	G 1/2 A	14.0	27	315	315			315 315
GE18LRED	18	G 1/2 A	14.5	27	315	315			315 315
GE18LR3/4ED	18	G 3/4 A	14.5	32	315	315			315 315
GE22LRED	22	G 3/4 A	16.5	32	160	160			160 160
GE28LRED	28	G 1 A	17.5	41	160	160			160 160
GE35LRED	35	G 1 1/4A	17.5	50	160	160			160 160
GE42LRED	42	G 1 1/2 A	19.0	55	160	160			160 160
GE06SRED	6	G 1/4A	13.0	19	630	630			630 630
GE08SRED	8	G 1/4A	15.0	19	630	630			630 630
GE08SR3/8ED	8	G 3/8 A	15.5	22	630	630			630 630
GE10SR1/4ED	10	G 1/4A	14.5	19	630	630			630 630
GE10SRED	10	G 3/8 A	15.0	22	630	630			630 630
GE10SR1/2ED	10	G 1/2 A	17.5	27	630	630			630 630
GE12SR1/4ED	12	G 1/4A	16.5	22	630	630			630 630
GE12SRED	12	G 3/8 A	17.0	22	630	630			630 630
GE12SR1/2ED	12	G 1/2 A	17.5	27	630	630			630 630
GE14SRED	14	G 1/2 A	19.0	27	630	630			630 630
GE16SR3/8ED	16	G 3/8 A	18.0	27	400	400			400 400
GE16SRED	16	G 1/2 A	18.5	27	400	400			400 400
GE16SR3/4ED	16	G 3/4 A	20.5	32	400	400			400 400
GE20SRED	20	G 3/4 A	20.5	32	400	400			400 400
GE25SR1/2ED	25	G 1/2 A	23.0	41	400	400			400 400
GE25SRED	25	G 1 A	23.0	41	400	400			400 400
GE30SRED	30	G 1 1/4A	23.5	50	400	400			400 400
GE38SRED	38	G 1 1/2 A	26.0	55	315	315			315 315

For EO-2 part number, insert "Z" between size and pressure series.
Example: GE06ZLREDA3C

How to Order

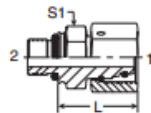
Specs

Assembly / Installation

Reference

EGEO

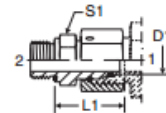
Swivel Connector
Metric ISO 6149 / Flareless Swivel



TUBE FITTING PART #	END SIZE		L (mm)	S1 (mm)	STANDARD Pressure Rating (bar)		
	1 Metric	2 Metric			EO		
					A3C	71	MS
EGEO06LM	M12 x 1.5	M10 x 1	24.5	14	315		
EGEO08LM	M14 x 1.5	M12 x 1.5	26.5	17	315		
EGEO10LM	M16 x 1.5	M14 x 1.5	27.5	19	315		
EGEO12LM	M18 x 1.5	M16 x 1.5	30.5	22	315		
EGEO15LM	M22 x 1.5	M18 x 1.5	31.5	24	315		
EGEO18LM	M26 x 1.5	M22 x 1.5	31.5	27	315		
EGEO22LM27X2	M30 x 2	M27 x 2	32.5	32	160		
EGEO28LM	M36 x 2	M33 x 2	35.0	41	160		
EGEO35LM	M45 x 2	M42 x 2	42.5	50	160		
EGEO08SM	M16 x 1.5	M14 x 1.5	29.5	19	630		
EGEO10SM	M18 x 1.5	M16 x 1.5	32.0	22	630		
EGEO12SM	M20 x 1.5	M18 x 1.5	34.0	24	630		
EGEO16SM	M24 x 1.5	M22 x 1.5	37.0	27	400		
EGEO20SM	M30 x 2	M27 x 2	43.0	32	400		
EGEO25SM	M36 x 2	M33 x 2	48.0	41	400		
EGEO30SM	M42 x 2	M42 x 2	51.0	50	400		

EGE-R-ED Full Dimensions

Swivel Connector
Flareless Swivel / BSPP with
EOLastic Seal



TUBE FITTING PART #	END SIZE		L1 (mm)	S1 (mm)	STANDARD Pressure Rating (bar)		
	1 Metric	2 BSPP			EO		
					A3C	71	MS
EGE06LRED	M12 x 1.5	G 1/8A	24.5	14	315	315	
EGE08LRED	M14 x 1.5	G 1/4A	29.5	19	315	315	
EGE10LRED	M16 x 1.5	G 1/4A	27.5	19	315	315	
EGE12LRED	M18 x 1.5	G 3/8A	34.0	22	315	315	
EGE15LRED	M22 x 1.5	G 1/2A	32.0	27	315	315	
EGE18LRED	M26 x 1.5	G 1/2A	31.5	27	315	315	
EGE22LRED	M30 x 2	G 3/4A	32.5	32	160	160	
EGE28LRED	M36 x 2	G 1A	35.0	41	160	160	
EGE35LRED	M45 x 2	G 1 1/4A	42.5	50	160	160	
EGE42LRED	M52 x 2	G 1 1/2A	46.5	55	160	160	
EGE06SRED	M14 x 1.5	G 1/4A	27.0	19	630	630	
EGE08SRED	M16 x 1.5	G 1/4A	29.5	19	630	630	
EGE10SRED	M18 x 1.5	G 3/8A	32.0	22	630	630	
EGE12SRED	M20 x 1.5	G 3/8A	34.0	22	630	630	
EGE14SRED	M22 x 1.5	G 1/2A	36.5	27	630	630	
EGE16SRED	M24 x 1.5	G 1/2A	37.0	27	400	400	
EGE20SRED	M30 x 2	G 3/4A	43.0	32	400	400	
EGE25SRED	M36 x 2	G 1A	48.0	41	400	400	
EGE30SRED	M42 x 2	G 1 1/4A	51.0	50	400	400	
EGE38SRED	M52 x 2	G 1 1/2A	60.0	55	315	315	

How to Order

Specs

Assembly / Installation

Reference