








Style	Cross sections mm ²	Description	Ordering number	Illustration
HTS crimping tool	0,14 - 0,25 0,30 - 0,56 0,75 - 1,50	HD-CHZ.15	13.84.00.20.00	
HTS crimping tool	0,50 - 0,75 1,00 - 1,50 1,50 - 2,50	HD-CHZ.25	13.84.00.22.00	
HTS crimping system tool	0,50 - 0,75 1,00 - 1,50	HD-CSZ.15	13.85.00.26.00	
HTS crimping system tool with feeder for reel magazine for reel contacts	0,30 - 0,56 0,75 - 1,50	HD-CSZ-RVS.15	14.86.00.27.00	
Accessories		HD-RVS-SB	13.86.00.00.03	
• swivel foot for vice mounting • swivel foot with locking mechanism for table mounting		HD-RVS-TB	13.86.00.00.04	
Removal tool for HD.M crimp contacts	all cross sections	HD.M-AWZG	14.49.00.00.00	  
• spare sleeve for HD.M-WZG		HD.M-EH-AWZG	14.49.00.10.00	
Removal tool for HD.M crimp contacts removal sleeve cannot be replaced	all cross sections	HD.M-ADRWZ/M	14.49.00.00.49	
Insertion tool for all crimp contacts with a cross section of less than 0.75 mm ²	less than 0,75mm ²	EWZ-HD/HN.D/HE	20.43.00.00.59	 <p>You need a removal tool in order to replace crimp contacts. This tool is slid over the contact from the plug side of the insert. Pressure on the removal tool unlocks the contact which is then ejected at the terminal side.</p>
				<p>We recommend this special insertion tool for contacts with cross sections of less than 0.75 mm². The contact with the crimped wire is placed into the tool. Now push it into the chamber of the contact carrier from the terminal side until you can hear it snap in.</p>

Important note!

Please note that all crimping and removal tools shown on this page are only for use with "individual stamped HD.M contacts and contacts on reels" shown on page 30.