


VAD AP Class E


Montageanweisung / Assembly Instruction

1



Lieferumfang / Scope of delivery
 J00023B0052, J00023B0054 RAL 9010
 J00023B0053, J00023B0055 RAL 1013

2



Schirmklemme
Tighten screen

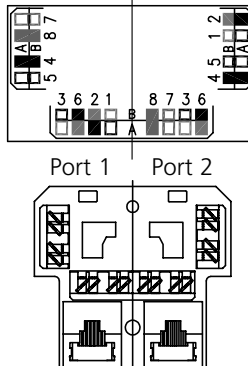
Schirmklemme
Tighten screen

3

**Anschlussbelegungen
PIN assignments**


Anschluss Connection		Anwendung Application					
Farbcode T568 A	B	RJ 45 PIN Nr.	10BT/100BT	Gigabit Ethernet	Token Ring ISDN/ S ₀	TP-PMD/ ATM	Up _o /TEL
W-G	W-O	1	•	•		•	
G	O	2	•	•		•	
W-O	W-G	3	•	•	•		
BL	BL	4		•	•		•
W-BL	W-BL	5		•	•		•
O	G	6	•	•	•		
W-BR	W-BR	7		•		•	
BR	BR	8		•		•	

4



Anschluss Connection		
Farbcode T568 A	B	RJ 45 PIN Nr.
W-G	W-O	1
G	O	2
W-O	W-G	3
BL	BL	4
W-BL	W-BL	5
O	G	6
W-BR	W-BR	7
BR	BR	8


5



ca. 50 mm

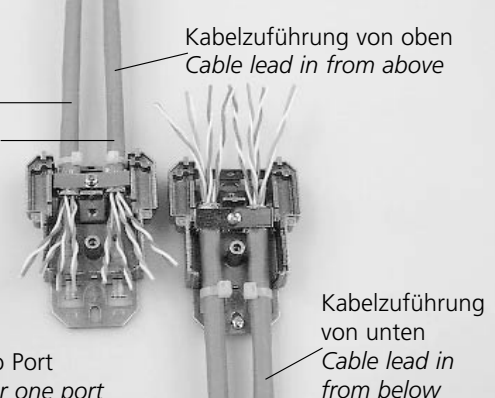
10 mm

6



Paarfolie entfernt
Pair foils removed

7



Kabelzuführung von oben
Cable lead in from above


Port 1

Port 2

Kabelzuführung von unten
Cable lead in from below

Ein Kabel pro Port
One cable for one port


8



Cable sharing

Kabelstück
Cable piece

9



VAD AP Class E

Montageanweisung / Assembly Instruction

