

Coupler connector - SM-7EP1N8A9L34S - 1613433


Please be informed that the data shown in this PDF Document is generated from our Online Catalog. Please find the complete data in the user's documentation. Our General Terms of Use for Downloads are valid (<http://download.phoenixcontact.com>)



Coupler connector, straight, SPEEDCON locking, M40, Number of positions: 4+3+PE, Type of contact: Male connector, Crimp connection, Shielded: Yes, Cable diameter: 20.5 mm...26.5 mm



Key commercial data

Packing unit	1 pc
GTIN	 4 046356 400251
Weight per Piece (excluding packing)	132.7 g
Custom tariff number	85366990
Country of origin	Germany

Technical data

General

Note	Order information Order crimp contacts 4 x Ø 2 mm, 4 x Ø 3.6 mm separately
Type of locking	SPEEDCON locking
Coding	N
Contact connection method	Crimp connection
Type of contacts	Male connector
Number of positions	8
Contact diameter of power contacts	3.6 mm
Nominal current per power contact at 25°C	70 A
Contact diameter of signal contacts	2 mm
Nominal current per signal contact at 25°C	30 A
Conductor entry	20.5 mm ... 26.5 mm

Ambient conditions

Ambient temperature	-20 °C ... 125 °C
Degree of protection	IP67

Material

Coupler connector - SM-7EP1N8A9L34S - 1613433

Technical data

Material

Housing material	Turned parts: copper zinc alloy (CuZn), aluminum (Al), die-cast parts: zinc (GD-Zn)
Insulator material	PA 66
Gasket and O-ring material	FPM

Specifications according to DIN EN 61984:2001

Installation height max.	3000 m
Nominal / operating voltage of power contacts	630 V
Rated surge voltage of power contacts	6 kV
Surge voltage category of power contacts	III
Pollution degree of power contacts	3
Nominal / operating voltage of signal contacts	250 V
Rated surge voltage of signal contacts	4 kV
Surge voltage category of signal contacts	III
Pollution degree of signal contacts	3

Classifications

eCl@ss

eCl@ss 4.0	272607xx
eCl@ss 4.1	27260701
eCl@ss 5.0	27260701
eCl@ss 5.1	27260701
eCl@ss 6.0	27260708
eCl@ss 7.0	27440312
eCl@ss 8.0	27440312

ETIM

ETIM 3.0	EC001121
ETIM 4.0	EC001121
ETIM 5.0	EC002641

UNSPSC

UNSPSC 6.01	43172015
UNSPSC 7.0901	43201404
UNSPSC 11	43172015
UNSPSC 12.01	43201404
UNSPSC 13.2	43201404

Accessories

Accessories

Crimp contact

Coupler connector - SM-7EP1N8A9L34S - 1613433

Accessories

Crimp contact - SM-36KP005 - 1605749



Crimp contact, turned, Single contact, Contact diameter: 3.6 mm, Crimp range: 1 mm²...2.5 mm²

Crimp contact - SM-36KP006 - 1605750



Crimp contact, turned, Single contact, Contact diameter: 3.6 mm, Crimp range: 2.5 mm²...4 mm²

Crimp contact - SM-36KP008 - 1605754



Crimp contact, turned, Single contact, Contact diameter: 3.6 mm, Crimp range: 4 mm²...6 mm²

Crimp contact - SM-36KP007 - 1605752



Crimp contact, turned, Single contact, Contact diameter: 3.6 mm, Crimp range: 6 mm²...10 mm²

Crimp contact - SM-20KP006 - 1605738



Crimp contact, turned, Single contact, Contact diameter: 2 mm, Crimp range: 0.25 mm²...1 mm²

Coupler connector - SM-7EP1N8A9L34S - 1613433

Accessories

Crimp contact - SM-20KP005 - 1605736



Crimp contact, turned, Single contact, Contact diameter: 2 mm, Crimp range: 0.75 mm²...1.5 mm²

Crimp contact - SM-20KP007 - 1605739



Crimp contact, turned, Single contact, Contact diameter: 2 mm, Crimp range: 1 mm²...2.5 mm²

Crimp contact - SM-20KP008 - 1605741



Crimp contact, turned, Single contact, Contact diameter: 2 mm, Crimp range: 2.5 mm²...4 mm²

Mounting material

Plastic dust protection cap - SM-Z0001 - 1605866



Plastic dust protection cap for connectors with M40 external thread

Color-coding - SM-Z0025 - 1620558



Color-coding, Color: green

Coupler connector - SM-7EP1N8A9L34S - 1613433

Accessories

Color-coding - SM-Z0026 - 1620559



Color-coding, Color: orange

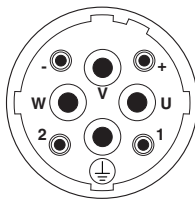
Color-coding - SM-Z0027 - 1620560



Color-coding, Color: black

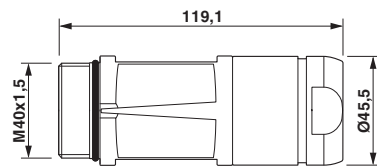
Drawings

Schematic diagram



Connector pin assignment

Dimensioned drawing



Dimensional drawing

Diagram

