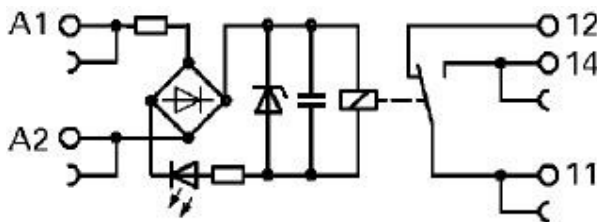


flare MOVE 230V-1W-6A

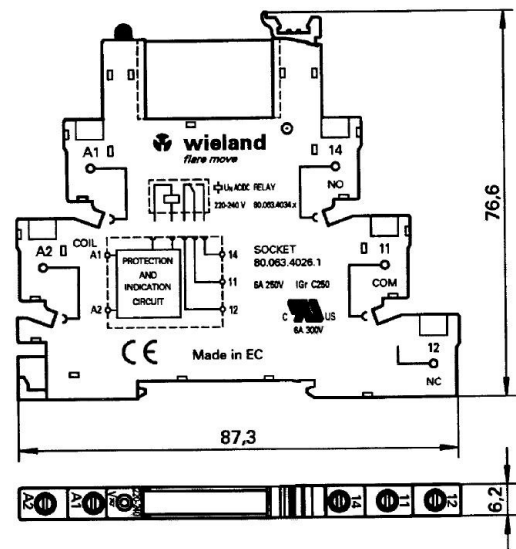
flare MOVE 230V-1W-6A

Pluggable coupling relay
230 V AC/DC
80.010.4526.0

- Pluggable coupling relay
- Input voltage range 161 ... 264 V AC/DC
- 1 changeover contact
- Mounting width 6,2 mm



Wiring diagram



Dimensional diagram

Technical Data

flare MOVE 230V-1W-6A	Order no. 80.010.4526.0
Coil circuit	
Operating voltage	230 ... 240 V AC/DC
Minimum input voltage	161 V DC / 184 V AC
Maximum input voltage	264 V AC/DC
Nominal input current	4 mA
Nominal input capacity	0,9 V A
Status display	LED green
Switching characteristics	
Contacts	1 changeover contact
Contact material	AgSnO ₂
Nominal switching voltage	250 V AC
Maximum switching voltage	400 V AC
Maximum continuous current	6 A (see Fig. 1 Load limiting curves)
Maximum starting current	10 A
Maximum switching current	(see Fig. 1 Load limiting curves)
DC1 30 / 110 / 220 V DC	6 A / 0,2 A / 0,15 A
Maximum breaking capacity (ohmic load)	1500 V A
Maximum switching capacity AC 15	300 V A
Minimum selectable voltage	12 V
Minimum selectable current	10 mA

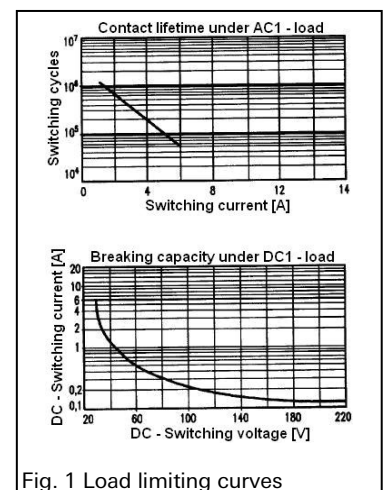


Fig. 1 Load limiting curves

flare MOVE 230V-1W-6A
Technical Data

flare MOVE 230V-1W-6A	Order no. 80.010.4526.0
Minimum switching capacity	500 mW
Mechanical life	10 x 10 ⁶
Electrical life	60 x 10 ³ (see Fig. 1 Load limiting curves)
Maximum switching frequency	0,5 Hz
Pick-up delay	7 ms
Release delay	11 ms
General Data	
Width	6,2 mm
Height	87,3 mm
Depth	76,6 mm
Rated voltage	250 V
Isolation voltage of input/output	4 kV eff.
Ambient temperature	-40 ... +55° C
Storage temperature	-40 ... +55° C
Degree of protection (IP)	IP20
Mounting rail	TS35 acc. EN 60715
Connection Data	
Connection type	Screw terminals
Wire range fine-stranded min	0,25 mm ²
Wire range fine-stranded max	2,5 mm ²
Wire range solid min	0,25 mm ²
Wire range solid max	2,5 mm ²
Torque	0,5 Nm
Connectable via pluggable jumper	20
Approvals	
Conformity	CE-conformity
Approvals and Standards	cURus