

SKMD 202E, SKND 202E



SEMIPACK[®] 2

Ultrafast Epitaxial Diode Modules

SKND 202E

SKMD 202E

Features

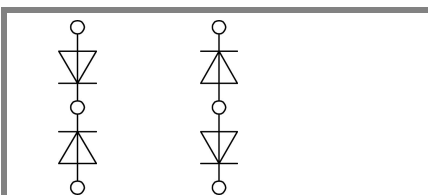
- Isolated metal baseplate
- Very short recovery times
- Low switching losses
- Up to 400 V peak inverse voltage
- SKMD common cathode
SKND common anode
- UL recognized, file no. E 63 532

Typical Applications

- Switched mode power converters
- Inverse diode for transistors in AC and DC motor controls
- Uninterruptible power supplies (UPS)

V_{RSM} V	V_{RRM} V	$I_{FRMS} = 325$ A (maximum value for continuous operation) $I_{FAV} = 202$ A (sin. 180, 50 Hz; $T_c = 87$ °C)	
200	200	SKMD 202E02	SKND 202E02
300	300	SKMD 202E03	SKND 202E03

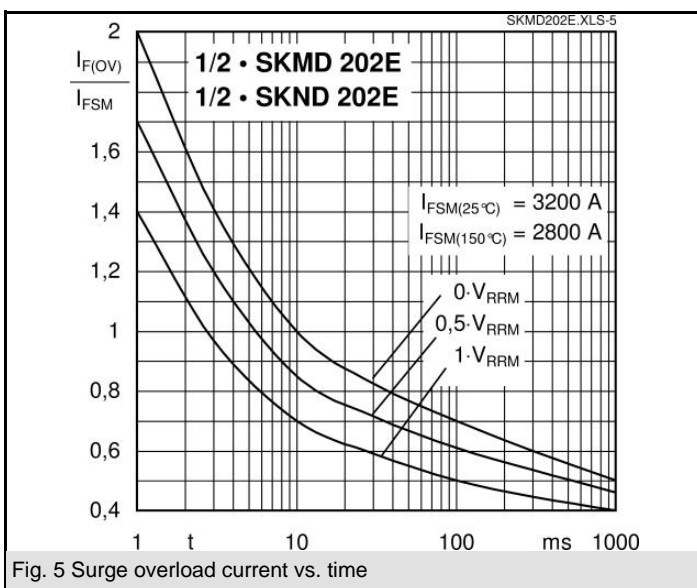
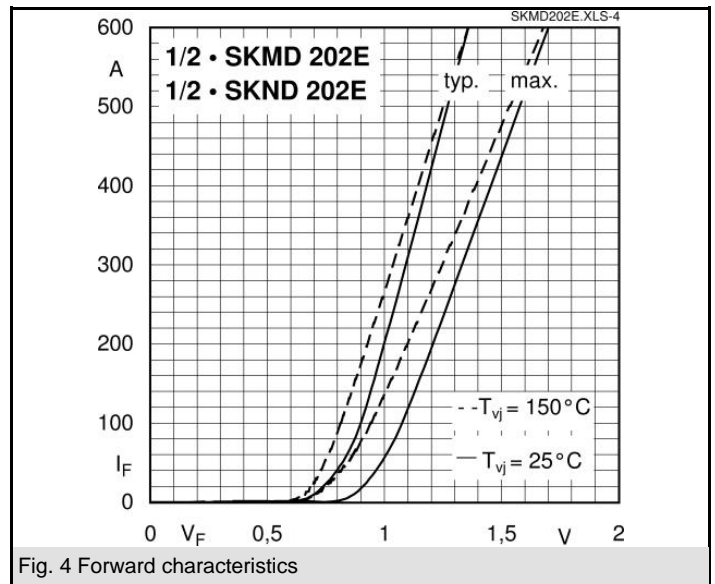
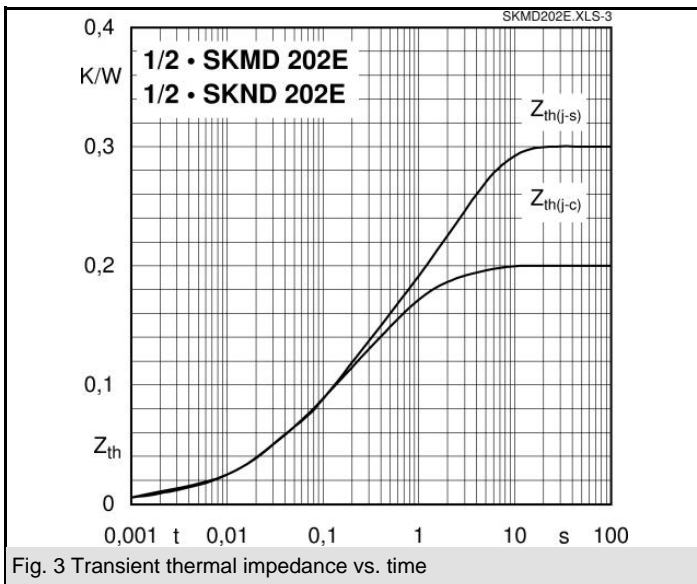
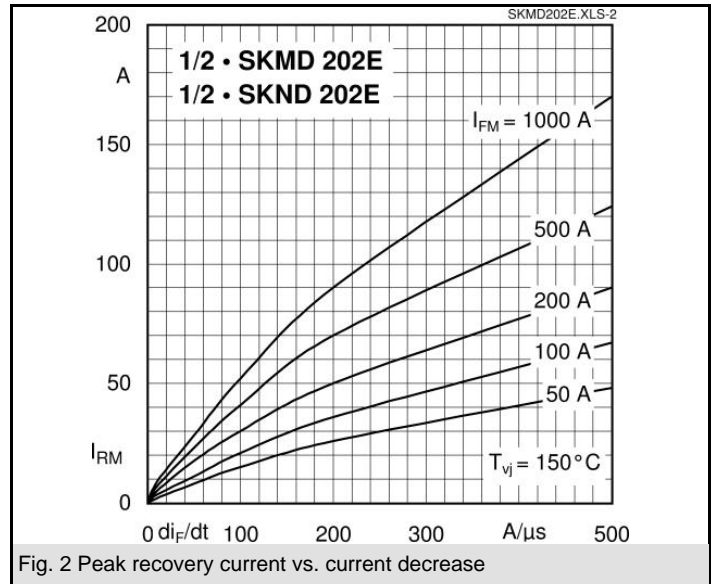
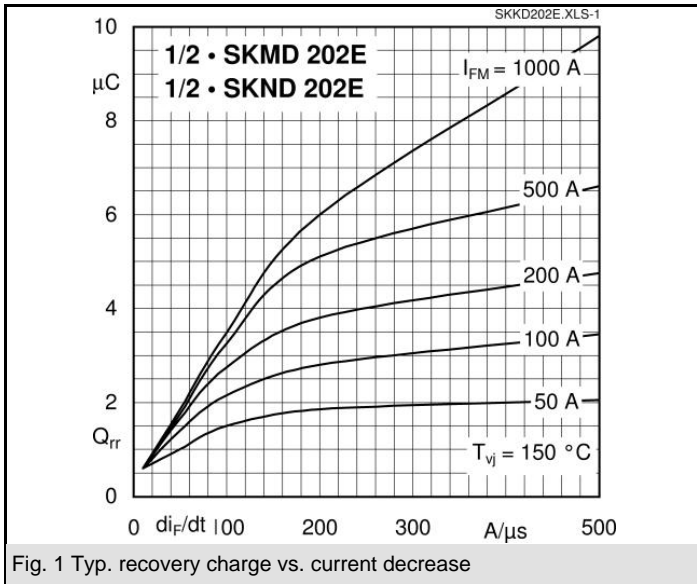
Symbol	Conditions	Values	Units
I_{FAV}	sin. 180; $T_c = 85$ (100) °C	208 (156)	A
I_{FSM}	$T_{vj} = 25$ °C; 10 ms $T_{vj} = 150$ °C; 10 ms	3200 2800	A A
i^2t	$T_{vj} = 25$ °C; 8,3 ... 10 ms $T_{vj} = 150$ °C; 8,3 ... 10 ms	51000 39000	A ² s A ² s
V_F	$T_{vj} = 25$ °C; $I_F = 500$ A	max. 1,65	V
$V_{(TO)}$	$T_{vj} = 150$ °C	max. 0,8	V
r_T	$T_{vj} = 150$ °C	max. 1,5	mΩ
I_{RD}	$T_{vj} = 25$ °C; $V_{RD} = V_{RRM}$	max. 2	mA
I_{RD}	$T_{vj} = 130$ °C; $V_{RD} = V_{RRM}$	max. 100	mA
Q_{rr}	$T_{vj} = 150$ °C, $I_F = 50$ A,	2	μC
I_{RM}	$-di/dt = 100$ A/μs, $V_R = 100$ V	16	A
t_{rr}		-	ns
E_{rr}		-	mJ
$R_{th(j-c)}$	per diode / per module	0,2 / 0,1	K/W
$R_{th(c-s)}$	per diode / per module	0,1 / 0,05	K/W
T_{vj}		- 40 ... + 150	°C
T_{stg}		- 40 ... + 125	°C
V_{isol}	a. c. 50 Hz; r.m.s.; 1 s / 1 min.	3000 / 2500	V~
M_s	to heatsink	5 ± 15 %	Nm
M_t	to terminals	5 ± 15 %	Nm
a		5 * 9,81	m/s ²
m	approx.	250	g
Case	SKMD SKND	A 51 A 52	



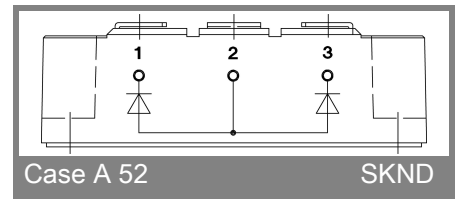
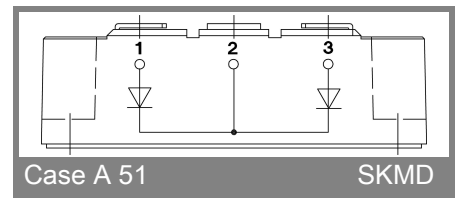
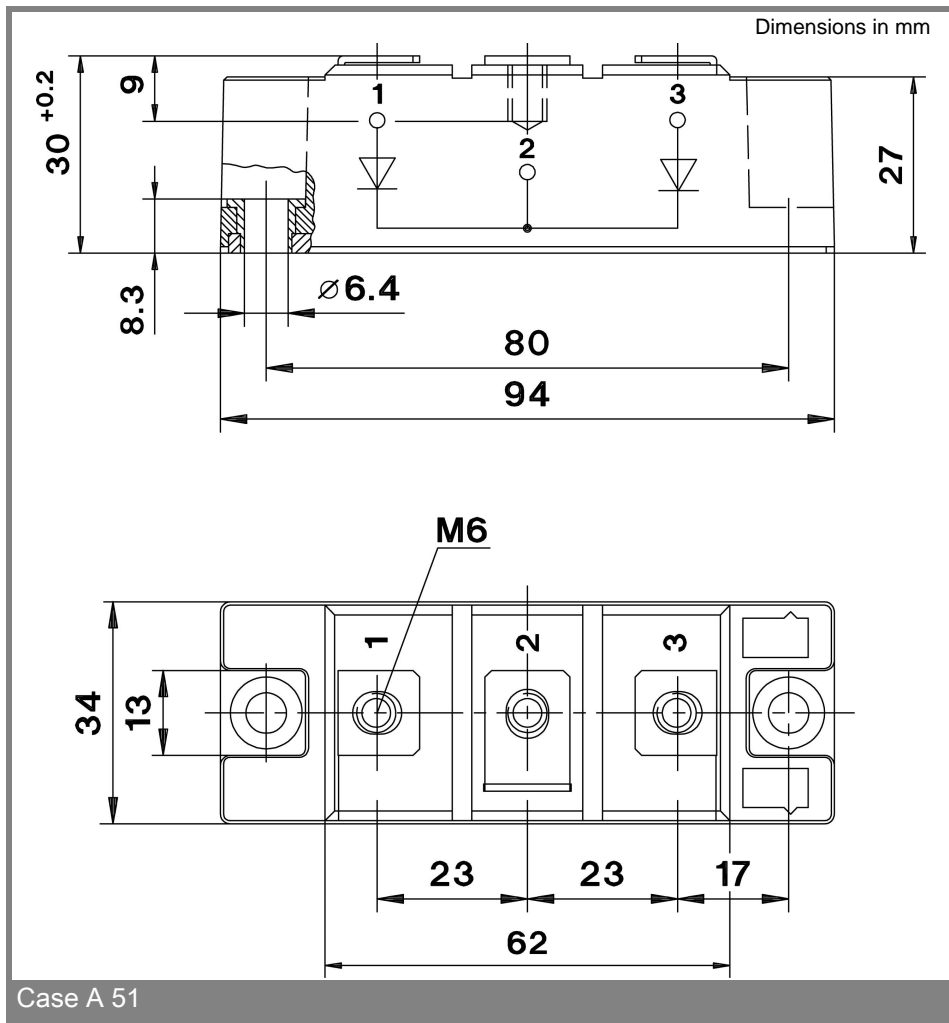
SKMD

SKND

SKMD 202E, SKND 202E



SKMD 202E, SKND 202E



This technical information specifies semiconductor devices but promises no characteristics. No warranty or guarantee expressed or implied is made regarding delivery, performance or suitability.