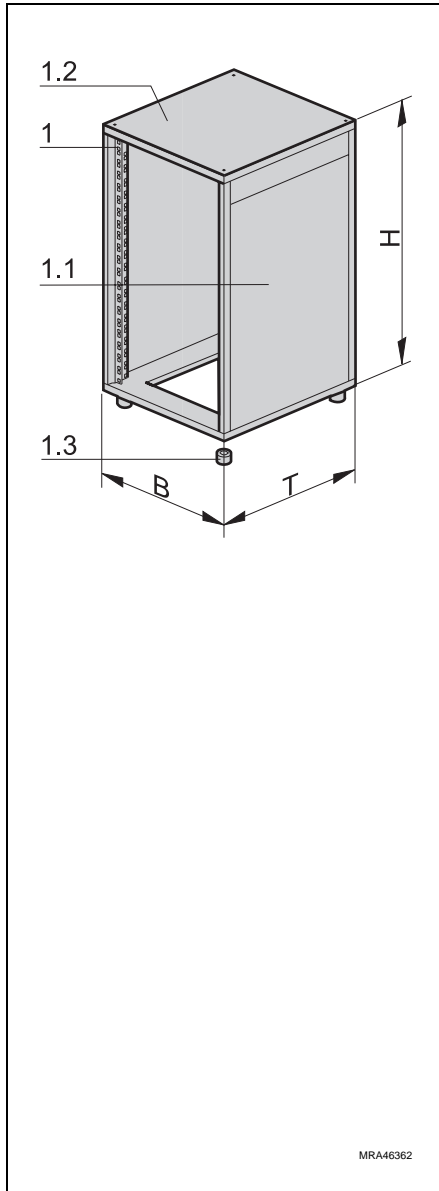




Cabinets 1.10.0
 eurorack 1.11.0
 minirack 1.12.0
 PROLINE 1.13.0
 Cabinet accessories 1.14.0
 Climate control 1.15.0
 19" Lab rack 1.16.0

19" Case 1.20.0

Appendix 1.90.0



19" standard cabinet

- Standard cabinets are completely assembled
- Fit other accessories yourself

Delivery comprises (basic unit)

Item	Qty	Description
1	1	19" frame; die-cast frame aluminium extrusion, RAL 7030
1.1	1 pair	Side panels, 1 mm steel, RAL 7035, quick-release fastener
1.2	1	Flush top, 1 mm steel, RAL 7030, flush
1.3	4	Feet, Al/rubber foot, integrated in frame, from 20 U Al footplate

Delivery: Item 1 to 1.3 assembled

Cabinet exterior dimensions			U	Weight in kg	Order no. (without door)
U	H	W × D			
9	470	553 × 500	9	18	10230-080
		553 × 600			10230-096
12	604	553 × 500	12	20	10230-081
		553 × 600			10230-097
16	782	553 × 500	16	25	10230-082
		553 × 600			10230-098
		553 × 780			10230-165
20	960	553 × 500	20	28	10230-083
		553 × 600			10230-099
		553 × 780			10230-166
25	1182	553 × 500	25	30	10230-084
		553 × 600			10230-100
		553 × 780			10230-167
34	1582	553 × 600	34	40	10230-102

Note:

Service PLUS+ see page 1.12.18

Note:

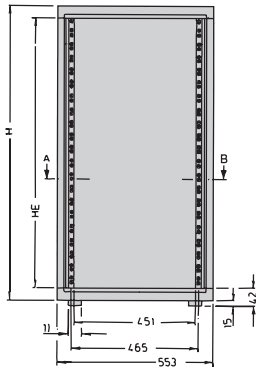
The mounting depth is calculated from the total depth D minus the distance from the front and rear edge to the relevant upright depth (e.g. $D - [33 + 60]$).




Dimensions

19" frame

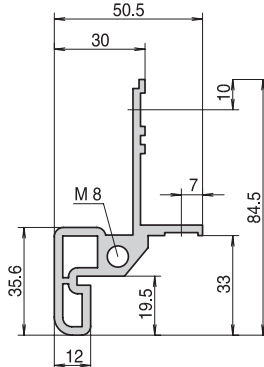
Front view



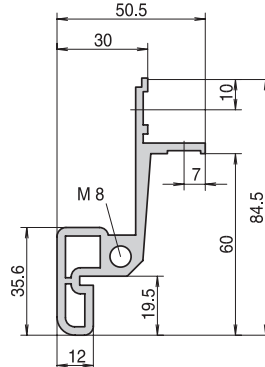
Side view



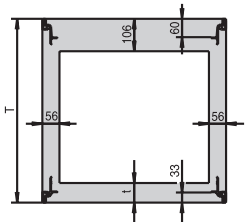
Upright at front with 19" plane 33 mm recessed



Upright at rear with 19" plane 60 mm recessed



Plan view, Cut A-B

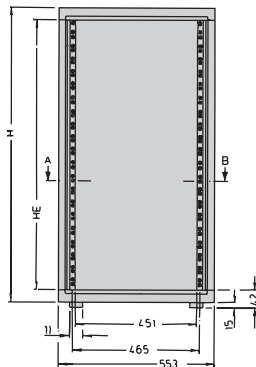


D	d
400	64
500	
600	
780	106


The mounting depth is calculated from the total depth D minus the distance from the front and rear edge to the relevant upright depth.

universal frame

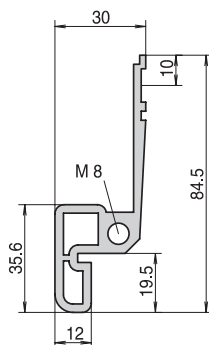
Front view



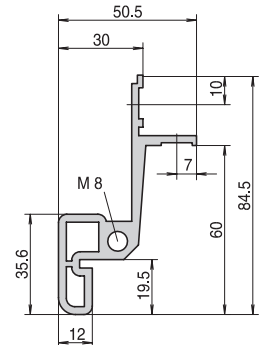
Side view



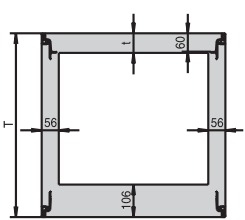
universal upright



Upright at rear with 19" plane 60 mm recessed



Plan view, Cut A-B



D	d
400	64
500	
600	
780	106

The mounting depth is calculated from the total depth D minus the distance from the front and rear edge to the relevant upright depth.

- 19" standard cabinet 1.12.2
- Frames 1.12.4
- Side-by-side mounting kit 1.12.4
- Side panels 1.12.5
- Rear panels 1.12.5
- Doors 1.12.6
- Cable ducting
- 3 U/4 U 1.12.8
- Top covers 1.12.8
- Fan tray with fans 1.12.9
- Base plates 1.12.10
- Stationary base/plinth 1.12.10
- Adjustable feet 1.12.11
- Castors 1.12.11
- Mobile base/plinth 1.12.12
- Wall-mounting bracket 1.12.12
- 19" panel mount/ T-groove profile .. 1.12.13
- Depth members .. 1.12.14
- Slide rails 1.12.15
- Shelves 1.12.16
- Earthing kit 1.12.17
- minirack
- Service PLUS+ 1.12.18