

Short circuit proof PCB transformer VB 1,5/2/6



Advantages

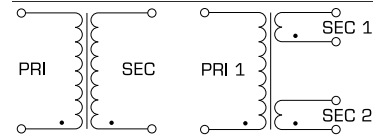
Minimum size at high output
Unconditionally short-circuit proof
Also with double output voltage for series or parallel connection
Designed for high ambient temperatures
Permanent corrosion protection, high insulation value and maximum electrical reliability thanks to XtraDensIFill resin encapsulation
Coil shell in 2-chamber technology
Self-extinguishing potting material

Applications

As a mains transformer for adjustment of the voltage and simple electrical isolation.

As a safety isolating transformer for the safe electrical isolation of the input and output sides. The transformer is suitable for creating SELV and PELV circuits because of the limit on the output voltage.

Circuit diagram



Standards




Safety isolating transformer
to: VDE 0570 Part 2-6, DIN EN 61558-2-6, EN 61558-2-6, IEC 61558-2-6,
UL 5085-1/-2, CSA 22.2 No.66

Approvals



ENEC 10 (VDE), UL 5085-1/-2, CSA 22.2 No.66

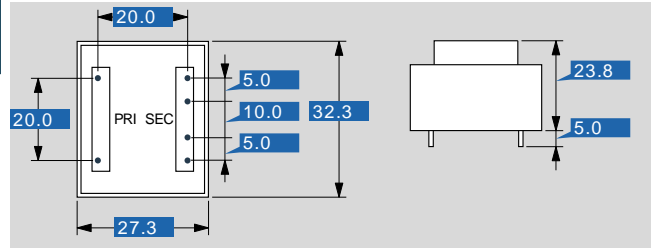


Short circuit proof PCB transformer

VB 1,5/2/6

Type		VB 1,5/2/6
Electrical data	Input	
	Rated input voltage	230 Vac
	Rated frequency	50 - 60 Hz
	Output	
	Rated output voltage	2 x 6 Vac
	Rated Power	1.50 VA
	No-load voltage (app. x factor)	1.45
	No-load loss (typ.)	1.00 W
	Efficiency	57 %
	Standards	
	Classification	Safety isolating transformer
	Approvals	
	Approvals	cURus, ENEC 10 (VDE)
	Environment	
	Ambient temperature max.	70 °C
Safety and protection		
Type	encapsulated	
Class of Insulation System	VDE=B, UL=class 105	
Protection index	IP 00	
Safety class (prepared)	II	
Short circuit strength	inherently short-circuit proof	
Order numbers		
Order Number	VB 1,5/2/6	

Type		VB 1,5/2/6
Mechanical data	Terminal and mounting	
	Terminals	Pins for printed circuit boards
Mechanical data	Measures and weights	
	Pin (ø)	0.8 mm
	Core type	EI 30/12,5
	Weight	0.08 kg



Subjects to change.