

Base strip - MC 1,5/14-G-3,5-RN - 1731798

Please be informed that the data shown in this PDF Document is generated from our Online Catalog. Please find the complete data in the user's documentation. Our General Terms of Use for Downloads are valid (<http://phoenixcontact.com/download>)

Header, Nominal current: 8 A, Rated voltage (III/2): 160 V, Number of positions: 14, Pitch: 3.5 mm, Color: green, Contact surface: Tin, Mounting: Soldering




The figure shows a 10-position version of the product

Why buy this product

- Versions with engagement noses for locking plugs with self-locking flanges
- Plug-in direction parallel and vertical to the PCB
- Low-profile pin strips with compact pitches
- Individual position coding by inserting coding profiles



Key commercial data

Packing unit	50 pc
Minimum order quantity	50 pc
GTIN	 4 046356 159500
Weight per Piece (excluding packing)	3.24 g
Custom tariff number	85366990
Country of origin	Germany
Note	Made to Order (non-returnable)

Technical data

Dimensions

Length	9.2 mm
Pitch	3.5 mm
Dimension a	45.5 mm
Pin dimensions	0,8 x 0,8 mm
Hole diameter	1.2 mm

General

Range of articles	MC 1,5/...-G-RN
Insulating material group	IIIa

Base strip - MC 1,5/14-G-3,5-RN - 1731798

Technical data

General

Rated surge voltage (III/3)	2.5 kV
Rated surge voltage (III/2)	2.5 kV
Rated surge voltage (II/2)	2.5 kV
Rated voltage (III/3)	160 V
Rated voltage (III/2)	160 V
Rated voltage (II/2)	250 V
Connection in acc. with standard	EN-VDE
Nominal current I_N	8 A
Maximum load current	8 A
Insulating material	PBT
Inflammability class according to UL 94	V0
Color	green
Number of positions	14

Classifications

eCl@ss

eCl@ss 4.0	272607xx
eCl@ss 4.1	27260701
eCl@ss 5.0	27260701
eCl@ss 5.1	27260701
eCl@ss 6.0	27260704
eCl@ss 7.0	27440402
eCl@ss 8.0	27440402

ETIM

ETIM 3.0	EC001121
ETIM 4.0	EC002637
ETIM 5.0	EC002637

UNSPSC

UNSPSC 6.01	30211810
UNSPSC 7.0901	39121409
UNSPSC 11	39121409
UNSPSC 12.01	39121409
UNSPSC 13.2	39121409

Approvals

Approvals

Base strip - MC 1,5/14-G-3,5-RN - 1731798

Approvals


Approvals


cUL Recognized / UL Recognized / cUL Recognized / VDE Gutachten mit Fertigungsüberwachung / EAC / cULus Recognized


Ex Approvals


Approvals submitted

Approval details

cUL Recognized 		
	B	D
Nominal current IN	8 A	8 A
Nominal voltage UN	300 V	300 V

UL Recognized 		
	B	D
Nominal current IN	8 A	8 A
Nominal voltage UN	300 V	300 V

cUL Recognized 		
	B	D
Nominal current IN	8 A	8 A
Nominal voltage UN	300 V	300 V

VDE Gutachten mit Fertigungsüberwachung 	
Nominal current IN	8 A
Nominal voltage UN	160 V

EAC

Base strip - MC 1,5/14-G-3,5-RN - 1731798

Approvals

cULus Recognized 

Accessories

Accessories

Coding element

Coding profile - CP-MSTB - 1734634



Coding profile, is inserted into the slot on the plug or inverted header, red insulating material

Labeled terminal marker

Marker card - SK 3,5/2,8:FORTL.ZAHLEN - 0804073



Marker card, Card, white, labeled, Horizontal: Consecutive numbers 1 - 10, 11 - 20, etc. up to 91 - 99, Mounting type: Adhesive, for terminal block width: 3.5 mm, Lettering field: 3.5 x 2.8 mm

Fiber optics - MC 1,5/10-LWL 1,5-3,5 - 1841161

Fiber optics, Pitch: 3.5 mm, Number of positions: 10, Dimension a: 1.5 mm, Color: transparent



Fiber optics - MC 1,5/10-LWL 2,3-3,5 - 1841187

Fiber optics, Pitch: 3.5 mm, Number of positions: 10, Dimension a: 2.3 mm, Color: transparent



Base strip - MC 1,5/14-G-3,5-RN - 1731798

Accessories

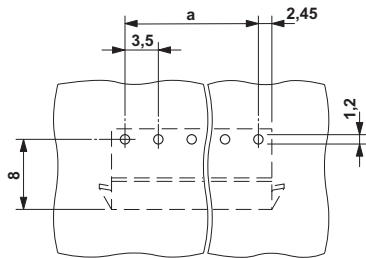
Fiber optics - MC 1,5/10-LWL 4-3,5 - 1841200

Fiber optics, Pitch: 3.5 mm, Number of positions: 10, Dimension a: 4 mm, Color: transparent



Drawings

Drilling diagram



Dimensioned drawing

