

Type 2 surge protection device - VAL-MS 230/2+0-FM - 2800102

Please be informed that the data shown in this PDF Document is generated from our Online Catalog. Please find the complete data in the user's documentation. Our General Terms of Use for Downloads are valid (<http://download.phoenixcontact.com>)



Two-position rail-mountable surge arrester for 2+0 circuit, thermal-dynamic monitoring, visual fault indicator and remote indicator contact.

Why buy this product

- With or without floating remote indication contact
- Disconnect device on each individual plug
- Mechanical coding of all slots
- Multi-channel type 2 arresters
- Type 2 consistent plug-in surge arresters
- Optical, mechanical status indication for the individual arresters



Key commercial data

Packing unit	1 pc
GTIN	 4 046356 499675
Weight per Piece (excluding packing)	257.5 g
Custom tariff number	85363030
Country of origin	Germany

Technical data

Dimensions

Height	97 mm
Width	35.6 mm
Depth	58 mm
Horizontal pitch	2 Div.

Ambient conditions

Degree of protection	IP20 (only when all terminal points are used)
Ambient temperature (operation)	-40 °C ... 80 °C

Type 2 surge protection device - VAL-MS 230/2+0-FM - 2800102

Technical data

Ambient conditions

Ambient temperature (storage/transport)	-40 °C ... 80 °C
Altitude	≤ 2000 m (amsl (above mean sea level))
Permissible humidity (operation)	5 % ... 95 %
Shock (operation)	25 g
Vibration (operation)	5 g

General

Standards/specifications	IEC 61643-11 2011
	EN 61643-11 2012
IEC test classification	II
	T2
EN type	T2
IEC power supply system	TN-C
Number of ports	One
SPD design	Voltage-limiting type
Mode of protection	L-PEN
Mounting type	DIN rail: 35 mm
Color	black
Housing material	PA 6.6
	PBT
Pollution degree	2
Inflammability class according to UL 94	V-0
Type	DIN rail module, two-section, divisible
Surge protection fault message	Optical, remote indicator contact

Protective circuit

Nominal voltage U_N	240/415 V AC (TN-C)
Nominal frequency f_N	50 Hz (60 Hz)
Maximum continuous operating voltage U_C (L-PEN)	275 V AC
Rated load current I_L	80 A
Residual current I_{PE}	≤ 0.9 mA
Standby power consumption P_C	≤ 240 mVA
Nominal discharge current I_n (8/20) μ s (L-PEN)	20 kA
Maximum discharge current I_{max} (8/20) μ s (L-PEN)	40 kA
Short-circuit current rating I_{SCCR}	25 kA
Voltage protection level U_p (L-PEN)	≤ 1.35 kV
Residual voltage U_{res} (L-PEN)	≤ 1.35 kV (at I_n)
	≤ 1.1 kV (at 10 kA)
	≤ 1 kV (at 5 kA)
	≤ 0.9 kV (at 3 kA)
TOV behavior at U_T (L-PEN)	335 V AC (5 s / withstand mode)

Type 2 surge protection device - VAL-MS 230/2+0-FM - 2800102

Technical data

Protective circuit

Response time t_A (L-PEN)	≤ 25 ns
Max. required backup fuse with branch wiring	125 A AC (gG)
Max. required backup fuse with V-type through wiring	80 A AC (gG)

Indicator/remote signaling

Connection name	Remote fault indicator contact
Switching function	PDT contact
Operating voltage	5 V AC ... 250 V AC
	125 V AC (UL)
	30 V DC
Operating current	5 mA AC ... 1.5 A AC
	1 A AC (UL)
	1 A DC
Connection method	Screw connection
Screw thread	M2
Tightening torque	0.25 Nm
	4 lb in (UL)
Stripping length	7 mm
Conductor cross section stranded min.	0.14 mm ²
Conductor cross section stranded max.	1.5 mm ²
Conductor cross section solid min.	0.14 mm ²
Conductor cross section solid max.	1.5 mm ²
AWG conductor cross section	28 ... 16
	30 ... 14 (UL)

Connection data

Connection method	Screw connection
Conductor cross section stranded min.	1.5 mm ²
Conductor cross section stranded max.	25 mm ²
Conductor cross section solid min.	1.5 mm ²
Conductor cross section solid max.	35 mm ²
AWG conductor cross section	15 ... 2
	10 ... 2 (UL)
Screw thread	M5
Tightening torque	4.5 Nm
	30 lb in (UL)
Stripping length	16 mm

NEMA/UL protective circuit

UL class	Type 4 SPD for Type 2 applications
Maximum continuous operating voltage MCOV (L-N)	275 V AC
Nominal voltage U_N	230 V AC

Type 2 surge protection device - VAL-MS 230/2+0-FM - 2800102

Technical data

NEMA/UL protective circuit

Mode of protection	L-L
	L-G
Power distribution system	1S
Nominal frequency	50/60 Hz
Voltage protection rating VPR (L-L)	1.8 kV
Voltage protection rating VPR (L-G)	1 kV
Nominal discharge current I _n (L-L)	20 kA
Nominal discharge current I _n (L-G)	20 kA

Classifications

eCl@ss

eCl@ss 4.0	27140201
eCl@ss 4.1	27130801
eCl@ss 5.0	27130801
eCl@ss 5.1	27130801
eCl@ss 6.0	27130805
eCl@ss 7.0	27130805

ETIM

ETIM 2.0	EC000941
ETIM 3.0	EC000941
ETIM 4.0	EC000941
ETIM 5.0	EC000941

UNSPSC

UNSPSC 6.01	30212010
UNSPSC 7.0901	39121610
UNSPSC 11	39121610
UNSPSC 12.01	39121610
UNSPSC 13.2	39121620

Approvals

Approvals

Approvals

UL Recognized / cUL Recognized / CSA / cULus Recognized

Ex Approvals


Type 2 surge protection device - VAL-MS 230/2+0-FM - 2800102

Approvals


Approvals submitted

Approval details

UL Recognized 

cUL Recognized 

CSA

cULus Recognized 

Accessories

Accessories

Device marking

Zack marker strip - ZBN 18:UNBEDRUCKT - 2809128



Zack marker strip, Strip, white, Unlabeled, Can be labeled with: Plotter, Mounting type: Snap into tall marker groove, For terminal block width: 18 mm, Lettering field: 18 x 5 mm

Zack marker strip - ZBN 18:UNBEDRUCKT - 2809128



Zack marker strip, Strip, white, Unlabeled, Can be labeled with: Plotter, Mounting type: Snap into tall marker groove, For terminal block width: 18 mm, Lettering field: 18 x 5 mm

Feed-through terminal block

Type 2 surge protection device - VAL-MS 230/2+0-FM - 2800102

Accessories

Feed-through terminal block - DK-BIC-35 - 2749880



Feed-through terminal block for VAL and FLT applications

Labeled device marker

Marker for terminal blocks - ZBN 18,LGS:ERDE - 2749589



Marker for terminal blocks, Strip, white, labeled, Horizontal: Grounding symbol, Mounting type: Snap into tall marker groove, For terminal block width: 18 mm, Lettering field: 18 x 5 mm

Marker for terminal blocks - ZBN 18,LGS:L1-N,ERDE - 2749576



Marker for terminal blocks, Strip, white, labeled, Horizontal: L1, L2, L3, N, GND, Mounting type: Snap into tall marker groove, For terminal block width: 18 mm, Lettering field: 18 x 5 mm

Marker for terminal blocks - ZBN 18,LGS:ERDE - 2749589



Marker for terminal blocks, Strip, white, labeled, Horizontal: Grounding symbol, Mounting type: Snap into tall marker groove, For terminal block width: 18 mm, Lettering field: 18 x 5 mm

Marker for terminal blocks - ZBN 18,LGS:L1-N,ERDE - 2749576



Marker for terminal blocks, Strip, white, labeled, Horizontal: L1, L2, L3, N, GND, Mounting type: Snap into tall marker groove, For terminal block width: 18 mm, Lettering field: 18 x 5 mm

Marker pen

Type 2 surge protection device - VAL-MS 230/2+0-FM - 2800102

Accessories

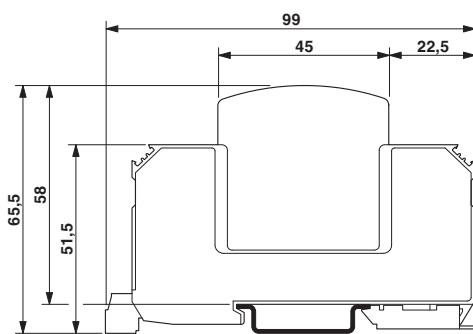
Marker pen - B-STIFT - 1051993



Marker pen, for manual labeling of unprinted Zack strips, smear-proof and waterproof, line thickness 0.5 mm

Drawings

Dimensioned drawing



Circuit diagram

