

Printed-circuit board connector - IPC 35 HC/ 4-STF-15,00 - 1784813

Please be informed that the data shown in this PDF Document is generated from our Online Catalog. Please find the complete data in the user's documentation. Our General Terms of Use for Downloads are valid (<http://phoenixcontact.com/download>)

Plug component, Nominal current: 125 A, Rated voltage (III/2): 1000 V, Number of positions: 4, Pitch: 15 mm, Connection method: Screw connection, Color: green, Contact surface: Silver




Why buy this product

- Low insertion and withdrawal forces for user-friendly device connection
- Connection capacity of up to 35 mm²
- Current carrying capacity of up to 125 A
- Unlimited 600 V UL approval
- Standard with screw flange for reliable connection even in applications subject to vibration
- Inverted high-capacity plugs with pin contact for touch-proof device outputs or free-hanging cable/cable connections
- Maximum contact reliability due to integrated double steel spring



Key commercial data

Packing unit	25 pc
Minimum order quantity	25 pc
GTIN	 4 046356 561129
Weight per Piece (excluding packing)	156.5 g
Custom tariff number	85366990
Country of origin	Poland
Note	Made to Order (non-returnable)

Technical data

Dimensions

Length	58 mm
Height	40 mm
Pitch	15 mm
Dimension a	45 mm

General

Range of articles	IPC 35 HC/...STF
-------------------	------------------

Printed-circuit board connector - IPC 35 HC/ 4-STF-15,00 - 1784813

Technical data

General

Insulating material group	I
Rated surge voltage (III/3)	8 kV
Rated surge voltage (III/2)	8 kV
Rated surge voltage (II/2)	8 kV
Rated voltage (III/3)	1000 V
Rated voltage (III/2)	1000 V
Rated voltage (II/2)	1000 V
Connection in acc. with standard	EN-VDE
Nominal current I_N	125 A
Nominal cross section	35 mm ²
Maximum load current	125 A
Insulating material	PA
Inflammability class according to UL 94	V0
Stripping length	20 mm
Number of positions	4
Screw thread	M5
Tightening torque, min	2.5 Nm
Tightening torque max	4.5 Nm

Connection data

Conductor cross section solid min.	0.5 mm ²
Conductor cross section solid max.	35 mm ²
Conductor cross section stranded min.	0.5 mm ²
Conductor cross section stranded max.	35 mm ²
Conductor cross section stranded, with ferrule without plastic sleeve min.	1 mm ²
Conductor cross section stranded, with ferrule without plastic sleeve max.	35 mm ²
Conductor cross section stranded, with ferrule with plastic sleeve min.	1.5 mm ²
Conductor cross section stranded, with ferrule with plastic sleeve max.	35 mm ²
Conductor cross section AWG/kcmil min.	20
Conductor cross section AWG/kcmil max	2
2 conductors with same cross section, solid min.	0.5 mm ²
2 conductors with same cross section, solid max.	6 mm ²
2 conductors with same cross section, stranded min.	0.5 mm ²
2 conductors with same cross section, stranded max.	6 mm ²
2 conductors with same cross section, stranded, ferrules without plastic sleeve, min.	0.5 mm ²
2 conductors with same cross section, stranded, ferrules without plastic sleeve, max.	4 mm ²
2 conductors with same cross section, stranded, TWIN ferrules with plastic sleeve, min.	0.5 mm ²

Printed-circuit board connector - IPC 35 HC/ 4-STF-15,00 - 1784813

Technical data

Connection data

2 conductors with same cross section, stranded, TWIN ferrules with plastic sleeve, max.	6 mm ²
Minimum AWG according to UL/CUL	16
Maximum AWG according to UL/CUL	2

Classifications

eCl@ss

eCl@ss 4.0	272607xx
eCl@ss 4.1	27260701
eCl@ss 5.0	27260701
eCl@ss 5.1	27141190
eCl@ss 6.0	27260704
eCl@ss 7.0	27440402
eCl@ss 8.0	27440309

ETIM

ETIM 4.0	EC002638
ETIM 5.0	EC002638

UNSPSC

UNSPSC 6.01	30211810
UNSPSC 7.0901	39121409
UNSPSC 11	39121409
UNSPSC 12.01	39121409
UNSPSC 13.2	39121409

Approvals

Approvals

Approvals

UL Recognized / VDE Gutachten mit Fertigungsüberwachung / CCA / IECCEB Scheme / EAC

Ex Approvals

Approvals submitted

Approval details

Printed-circuit board connector - IPC 35 HC/ 4-STF-15,00 - 1784813

Approvals

UL Recognized

		B	C
mm ² /AWG/kcmil	16-12	16-2	16-2
Nominal current I _N	20 A	115 A	115 A
Nominal voltage U _N	600 V	600 V	600 V

VDE Gutachten mit Fertigungsüberwachung

mm ² /AWG/kcmil	0.5-35
Nominal current I _N	125 A
Nominal voltage U _N	1000 V

CCA

IECEE CB Scheme

Nominal current I _N	125 A
Nominal voltage U _N	1000 V

EAC

Accessories

Accessories

Coding element

Coding profile - CP-HC - 1686478



Encoding profile, 4 encoding profiles per strip, 40 strips per unit pack, for insertion in encoding grooves

Screwdriver tools

Printed-circuit board connector - IPC 35 HC/ 4-STF-15,00 - 1784813

Accessories

Screwdriver - SZS 1,0X6,5 VDE - 1205079



Screwdriver, slot-headed, VDE insulated, size: 1.0 x 6.5 x 150 mm, 2-component grip, with non-slip grip

Additional products

Printed-circuit board connector - IPC 35 HC/ 4-GF-15,00 - 1784936



Header, Nominal current: 125 A, Rated voltage (III/2): 1000 V, Number of positions: 4, Pitch: 15 mm, Color: green, Contact surface: Silver, Mounting: Soldering

Printed-circuit board connector - IPCV 35 HC/ 4-GF-15,00 - 1793574



Header, Nominal current: 125 A, Rated voltage (III/2): 1000 V, Number of positions: 4, Pitch: 15 mm, Color: green, Contact surface: Silver, Mounting: Soldering

Printed-circuit board connector - DFK-IPC 35 HC/ 4-GF-15,00 - 1784981



Header, Nominal current: 125 A, Rated voltage (III/2): 1000 V, Number of positions: 4, Pitch: 15 mm, Color: green, Contact surface: Silver, Mounting: Soldering

Printed-circuit board connector - DFK-IPCV 35 HC/ 4-GF-15,00 - 1793626

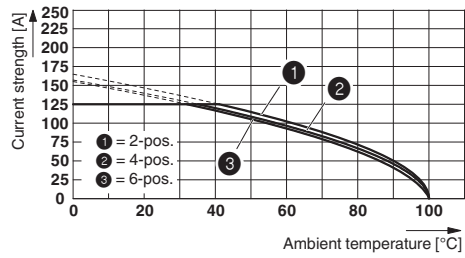


Header, Nominal current: 125 A, Rated voltage (III/2): 1000 V, Number of positions: 4, Pitch: 15 mm, Color: green, Contact surface: Silver, Mounting: Soldering

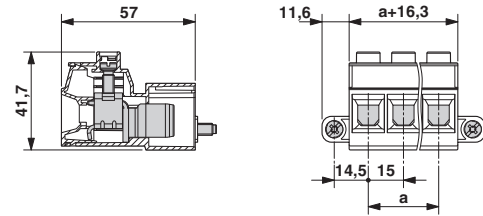
Drawings

Printed-circuit board connector - IPC 35 HC/ 4-STF-15,00 - 1784813

Diagram



Dimensioned drawing



Derating curve for: IPC 35 HC/...-STF-15,0 with IPC 35 HC/...-GF-15,0