


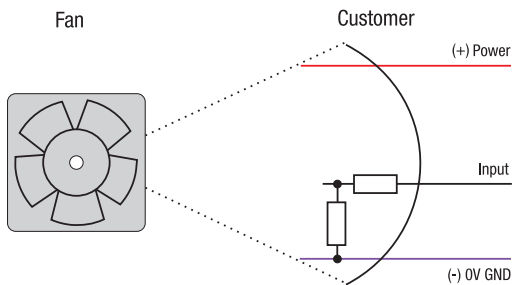
# Speed setting via control voltage or PWM signal

– The control variable is a PWM signal or analog control voltage.



## Speed setting via analog control voltage type A

– Standard control range 0 ... 10 V

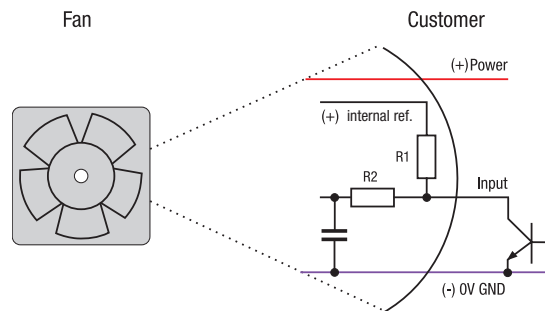


Typical input resistance > 10 k

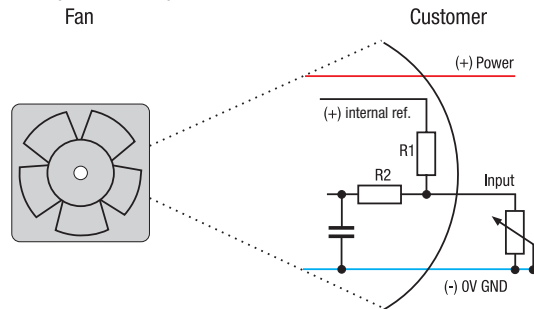
## Speed setting via PWM type P

– Standard PWM signal in two versions

- a) PWM frequency, mainly 1 ... 10 kHz (0-100%), Open-collector input
- b) Four-wire interface according to Intel specifications for 12 VDC fans, PWM frequency 25 kHz, incl. speed signal /2



– Optional with potentiometer

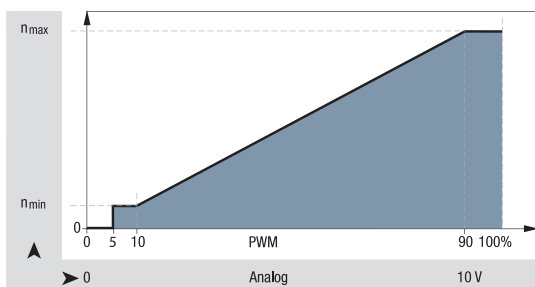


Internal reference = + 5 V

R1 typical 4.7...10 k $\Omega$

R2 typical 100 k $\Omega$

## Standard P / A curve



## Optionally available with selectable P / A speed curve

