

Base strip - MC 0,5/12-G-2,5 - 1881545

Please be informed that the data shown in this PDF Document is generated from our Online Catalog. Please find the complete data in the user's documentation. Our General Terms of Use for Downloads are valid (<http://download.phoenixcontact.com>)

Header, Nominal current: 4 A, Rated voltage (III/2): 160 V, Number of positions: 12, Pitch: 2.5 mm, Color: green, Contact surface: Tin, Assembly: Soldering




The figure shows a 10-position version of the product

Why buy this product

- Low-profile pin strips with a compact MICRO pitch of 2.5 mm
- Plug-in direction parallel and vertical to the PCB
- Individual position coding by inserting coding profiles



Key commercial data

Packing unit	50 pc
GTIN	 4 017918 156787
Weight per Piece (excluding packing)	2.38 g
Custom tariff number	85366990
Country of origin	Germany

Technical data

Dimensions

Length	10.1 mm
Height	8.1 mm
Pitch	2.5 mm
Dimension a	27.5 mm
Pin dimensions	0,8 x 0,8 mm
Hole diameter	1.2 mm

General

Range of articles	MC 0,5/...-G
Insulating material group	I
Rated surge voltage (III/3)	1.5 kV
Rated surge voltage (III/2)	2.5 kV

Base strip - MC 0,5/12-G-2,5 - 1881545

Technical data

General

Rated surge voltage (II/2)	2.5 kV
Rated voltage (III/3)	80 V
Rated voltage (III/2)	160 V
Rated voltage (II/2)	320 V
Connection in acc. with standard	EN-VDE
Nominal current I _N	4 A
Maximum load current	4 A
Insulating material	PA
Inflammability class according to UL 94	V0
Color	green
Number of positions	12

Classifications

eCl@ss

eCl@ss 4.0	272607xx
eCl@ss 4.1	27260701
eCl@ss 5.0	27260701
eCl@ss 5.1	27260701
eCl@ss 6.0	27260704
eCl@ss 7.0	27440402
eCl@ss 8.0	27440402

ETIM

ETIM 3.0	EC001121
ETIM 4.0	EC002637
ETIM 5.0	EC002637

UNSPSC

UNSPSC 6.01	30211810
UNSPSC 7.0901	39121409
UNSPSC 11	39121409
UNSPSC 12.01	39121409
UNSPSC 13.2	39121409

Approvals

Approvals

Approvals

UL Recognized / VDE Gutachten mit Fertigungsüberwachung / cUL Recognized / GOST / IECCEB Scheme / GOST / CCA / cULus Recognized

Base strip - MC 0,5/12-G-2,5 - 1881545

Approvals

Ex Approvals

Approvals submitted

Approval details

UL Recognized	
	B
Nominal current IN	4 A
Nominal voltage UN	125 V

VDE Gutachten mit Fertigungsüberwachung	
Nominal current IN	4 A
Nominal voltage UN	80 V


cUL Recognized	
	B
Nominal current IN	4 A
Nominal voltage UN	125 V

GOST	
------	--

IECEE CB Scheme	
Nominal current IN	4 A
Nominal voltage UN	80 V

Base strip - MC 0,5/12-G-2,5 - 1881545

Approvals



CCA	
Nominal current IN	4 A
Nominal voltage UN	80 V



Accessories

Accessories

Coding element

Coding profile - CP-MC 0,5 - 1881435



Coding profile, is inserted into the groove in the header, red insulating material

Labeled terminal marker

Marker cards - SK 2,54/2,8:FORTL.ZAHLEN - 0804853



Marker cards, Card, white, labeled, Horizontal: Consecutive numbers 1 - 10, 11 - 20, etc. up to 91 - 99, Mounting type: Adhesive, For terminal block width: 2.54 mm, Lettering field: 2.54 x 2.8 mm

Additional products

Printed-circuit board connector - FK-MC 0,5/12-ST-2,5 - 1881422

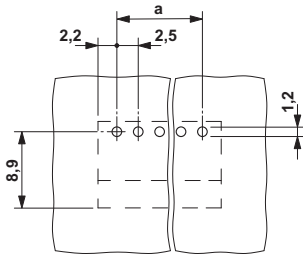


Plug component, Nominal current: 4 A, Rated voltage (III/2): 160 V, Number of positions: 12, Pitch: 2.5 mm, Connection method: Spring-cage connection, Color: green, Contact surface: Tin

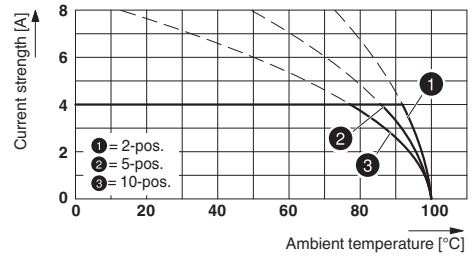
Base strip - MC 0,5/12-G-2,5 - 1881545

Drawings

Drilling diagram

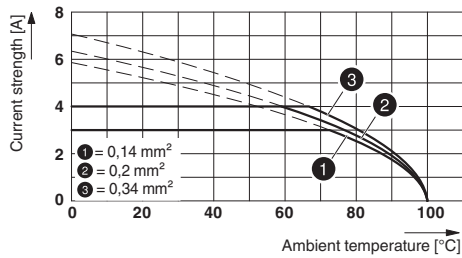


Diagram



Type: FK-MC 0,5/...-ST-2,5 with MC 0,5/...-G-2,5

Diagram



Type: FK-MC 0,5/...-ST-2,5 with MC 0,5/...-G-2,5

Dimensioned drawing

