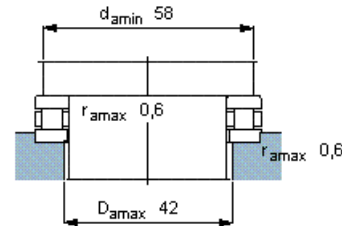
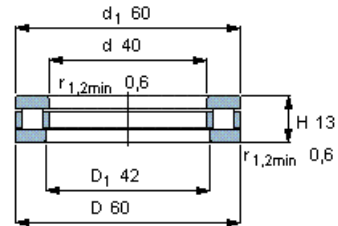


Cylindrical roller thrust bearings, complete bearings / roller and cage thrust assemblies

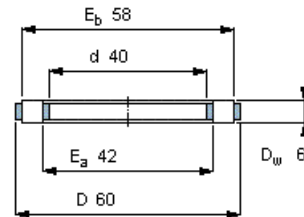


Principal dimensions			Basic load ratings		Fatigue	Minimum	Speed ratings		Mass	Designations	
d	D	H	dynamic	static	load limit	load factor	Reference speed	Limiting speed		Complete bearing	Roller and cage thrust assembly
mm			C	C ₀	P _u	A	r/min		kg	-	
40	60	13	43	137	13,7	0,0015	2400	5000	0,11	81108 TN	K 81108 TN

Complete bearing



Roller and cage thrust assembly



K 81108 TN
Mass kg 0,030

Appropriate components

Shaft washer
WS 81108

Housing washer
GS 81108

Raceway washer
LS 4060

