

PCB terminal block - PT 1,5/16-PH-5,0 - 1755729

Please be informed that the data shown in this PDF Document is generated from our Online Catalog. Please find the complete data in the user's documentation. Our General Terms of Use for Downloads are valid (<http://phoenixcontact.com/download>)

Plug component, Nominal current: 10 A, Rated voltage (III/2): 400 V, Number of positions: 16, Pitch: 5 mm, Connection method: Screw connection, Color: green, Contact surface: Tin




Why buy this product

- Monoblock design
- Large terminal block capacity thanks to rectangular clamping space
- Plugs can be plugged in horizontally
- 5.0 mm pitch
- Plugs with a rugged and reliable contact system
- Tension sleeve principle or highly flexible conductor protection



Key commercial data

Packing unit	50 pc
Minimum order quantity	50 pc
GTIN	 4 046356 335065
Weight per Piece (excluding packing)	19.11 g
Custom tariff number	85366990
Country of origin	China
Note	Made to Order (non-returnable)

Technical data

Dimensions

Pitch	5 mm
Dimension a	75 mm

General

Range of articles	PT 1,5/..-PH
Insulating material group	I
Rated surge voltage (III/3)	4 kV
Rated surge voltage (III/2)	4 kV

PCB terminal block - PT 1,5/16-PH-5,0 - 1755729

Technical data

General

Rated surge voltage (II/2)	4 kV
Rated voltage (III/3)	250 V
Rated voltage (III/2)	400 V
Rated voltage (II/2)	630 V
Connection in acc. with standard	EN-VDE
Nominal current I_N	10 A
Nominal cross section	1.5 mm ²
Maximum load current	10 A
Insulating material	PA
Inflammability class according to UL 94	V0
Stripping length	6 mm
Number of positions	16
Tightening torque, min	0.35 Nm
Tightening torque max	0.4 Nm

Connection data

Conductor cross section solid min.	0.2 mm ²
Conductor cross section solid max.	2.5 mm ²
Conductor cross section stranded min.	0.2 mm ²
Conductor cross section stranded max.	2.5 mm ²
Conductor cross section stranded, with ferrule without plastic sleeve min.	0.25 mm ²
Conductor cross section stranded, with ferrule without plastic sleeve max.	1 mm ²
Conductor cross section stranded, with ferrule with plastic sleeve min.	0.25 mm ²
Conductor cross section stranded, with ferrule with plastic sleeve max.	1 mm ²
Conductor cross section AWG/kcmil min.	26
Conductor cross section AWG/kcmil max	12
Minimum AWG according to UL/CUL	28
Maximum AWG according to UL/CUL	14

Classifications

eCl@ss

eCl@ss 4.0	27141111
eCl@ss 4.1	27141109
eCl@ss 5.0	27141190
eCl@ss 5.1	27141190
eCl@ss 6.0	27261101
eCl@ss 7.0	27440401
eCl@ss 8.0	27440309

PCB terminal block - PT 1,5/16-PH-5,0 - 1755729

Classifications

ETIM

ETIM 3.0	EC001121
ETIM 4.0	EC002638
ETIM 5.0	EC002638

UNSPSC

UNSPSC 6.01	30211801
UNSPSC 7.0901	39121432
UNSPSC 11	34131203
UNSPSC 12.01	39121432
UNSPSC 13.2	39121432

Approvals

Approvals


Approvals


CSA / UL Recognized / cUL Recognized / EAC / cULus Recognized

Ex Approvals

Approvals submitted

Approval details

CSA 		
	B	D
mm ² /AWG/kcmil	26-14	26-14
Nominal current I _N	5 A	5 A
Nominal voltage U _N	300 V	300 V

UL Recognized 		
	B	D
mm ² /AWG/kcmil	28-14	28-14
Nominal current I _N	10 A	10 A
Nominal voltage U _N	300 V	300 V

PCB terminal block - PT 1,5/16-PH-5,0 - 1755729

Approvals

cUL Recognized		
	B	D
mm ² /AWG/kcmil	28-14	28-14
Nominal current I _N	10 A	10 A
Nominal voltage U _N	300 V	300 V

EAC

cULus Recognized

Drawings

Dimensioned drawing

