


## Printed-circuit board connector - FKC 2,5/16-ST-5,08-RF - 1925838

Please be informed that the data shown in this PDF Document is generated from our Online Catalog. Please find the complete data in the user's documentation. Our General Terms of Use for Downloads are valid (<http://phoenixcontact.com/download>)

Plug component, Nominal current: 12 A, Rated voltage (III/2): 320 V, Number of positions: 16, Pitch: 5.08 mm, Connection method: Spring-cage connection, Color: green, Contact surface: Tin, Article with self-locking flange




The figure shows a 10-position version of the product

### Why buy this product

- ✓ For larger numbers of positions up to 24-pos., visit: [phoenixcontact.net/products](http://phoenixcontact.net/products)
- ✓ Can be combined with the MSTB 2,5 range
- ✓ Fast conductor connection thanks to Push-in spring-cage connection
- ✓ Contacting of solid or stranded conductors with ferrules without actuating the opening lever directly in the terminal point
- ✓ Two test connections for accommodating 2 mm Ø test pins or 2.3 mm Ø test plug



### Key commercial data

Packing unit	50 pc
Minimum order quantity	50 pc
GTIN	 4 017918 819897
Weight per Piece (excluding packing)	27.4 g
Custom tariff number	85366990
Country of origin	Germany
Note	Made to Order (non-returnable)

### Technical data

#### Dimensions

Pitch	5.08 mm
Dimension a	76.2 mm

#### General

Range of articles	FKC 2,5/..-ST-RF
Insulating material group	I
Rated surge voltage (III/3)	4 kV
Rated surge voltage (III/2)	4 kV

# Printed-circuit board connector - FKC 2,5/16-ST-5,08-RF - 1925838

## Technical data

### General

Rated surge voltage (II/2)	4 kV
Rated voltage (III/3)	250 V
Rated voltage (III/2)	320 V
Rated voltage (II/2)	630 V
Connection in acc. with standard	EN-VDE
Nominal current I <sub>N</sub>	12 A
Nominal cross section	2.5 mm <sup>2</sup>
Maximum load current	12 A
Insulating material	PA
Inflammability class according to UL 94	V0
Internal cylindrical gage	A2
Stripping length	10 mm
Number of positions	16

### Connection data

Conductor cross section solid min.	0.2 mm <sup>2</sup>
Conductor cross section solid max.	2.5 mm <sup>2</sup>
Conductor cross section stranded min.	0.2 mm <sup>2</sup>
Conductor cross section stranded max.	2.5 mm <sup>2</sup>
Conductor cross section stranded, with ferrule without plastic sleeve min.	0.25 mm <sup>2</sup>
Conductor cross section stranded, with ferrule without plastic sleeve max.	2.5 mm <sup>2</sup>
Conductor cross section stranded, with ferrule with plastic sleeve min.	0.25 mm <sup>2</sup>
Conductor cross section stranded, with ferrule with plastic sleeve max.	2.5 mm <sup>2</sup>
Conductor cross section AWG/kcmil min.	24
Conductor cross section AWG/kcmil max	12
2 conductors with same cross section, stranded, TWIN ferrules with plastic sleeve, min.	0.5 mm <sup>2</sup>
2 conductors with same cross section, stranded, TWIN ferrules with plastic sleeve, max.	1.5 mm <sup>2</sup>
Minimum AWG according to UL/CUL	26
Maximum AWG according to UL/CUL	12

## Classifications

### eCl@ss

eCl@ss 4.0	272607xx
eCl@ss 4.1	27260701
eCl@ss 5.0	27260701
eCl@ss 5.1	27260701
eCl@ss 6.0	27260704

# Printed-circuit board connector - FKC 2,5/16-ST-5,08-RF - 1925838

## Classifications

### eCl@ss

eCl@ss 7.0	27440402
eCl@ss 8.0	27440309

### ETIM

ETIM 3.0	EC001121
ETIM 4.0	EC002638
ETIM 5.0	EC002638

### UNSPSC

UNSPSC 6.01	30211810
UNSPSC 7.0901	39121409
UNSPSC 11	39121409
UNSPSC 12.01	39121409
UNSPSC 13.2	39121409

## Approvals

### Approvals


#### Approvals

UL Recognized / VDE Gutachten mit Fertigungsüberwachung / cUL Recognized / IECCEB Scheme / CCA / EAC / cULus Recognized

#### Ex Approvals

#### Approvals submitted

### Approval details

UL Recognized 		
	B	D
mm <sup>2</sup> /AWG/kcmil	26-12	26-12
Nominal current I <sub>N</sub>	10 A	10 A
Nominal voltage U <sub>N</sub>	300 V	300 V

# Printed-circuit board connector - FKC 2,5/16-ST-5,08-RF - 1925838

## Approvals

VDE Gutachten mit Fertigungsüberwachung

mm <sup>2</sup> /AWG/kcmil	0.2-2.5
Nominal current IN	12 A
Nominal voltage UN	250 V

cUL Recognized

	B	D
mm <sup>2</sup> /AWG/kcmil	26-12	26-12
Nominal current IN	10 A	10 A
Nominal voltage UN	300 V	300 V

IECEE CB Scheme

mm <sup>2</sup> /AWG/kcmil	0.2-2.5
Nominal current IN	12 A
Nominal voltage UN	250 V

CCA

mm <sup>2</sup> /AWG/kcmil	0.2-2.5
Nominal current IN	12 A
Nominal voltage UN	250 V

EAC

cULus Recognized

## Accessories

Accessories

Coding element

# Printed-circuit board connector - FKC 2,5/16-ST-5,08-RF - 1925838

## Accessories

Coding profile - CP-MSTB - 1734634

Coding profile, is inserted into the slot on the plug or inverted header, red insulating material



---

## Screwdriver tools

Screwdriver - SZS 0,6X3,5 - 1205053



Actuation tool, for ST terminal blocks, insulated, also suitable for use as a bladed screwdriver, size: 0.6 x 3.5 x 100 mm, 2-component grip, with non-slip grip

---

## Test plug terminal block

Reducing plug - RPS - 0201647



Reducing plug, Color: gray

---

Strain relief - STZ 8-FKC-5,08 - 1876880

Strain relief for snapping into the latching chambers of the plug components, 8-pos.

---

Strain relief - STZ 4-FKC-5,08 - 1876877



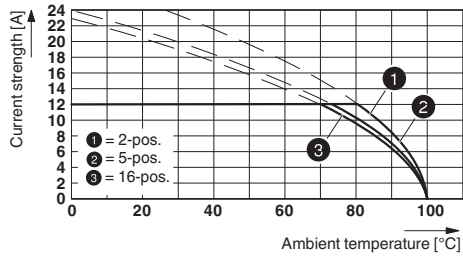
Strain relief for snapping into the latching chambers of the plugs, 4-pos.

---

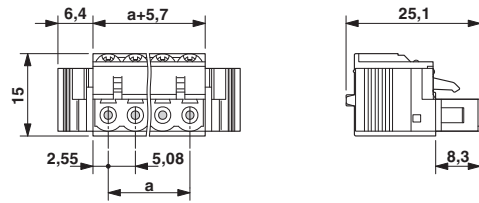
## Drawings

# Printed-circuit board connector - FKC 2,5/16-ST-5,08-RF - 1925838

Diagram



Dimensioned drawing



Type: FKC 2,5/...-ST-5,08-RF with FKICS 2,5/...-STD-5,08-RN