DRAWING MADE IN THIS ANGLE PROJECTION

LOC	DIST
HM	00

THIS DRAWING IS UNPUBLISHED. RELEASED FOR PUBLICATION , 19 .

© COPYRIGHT 19 BY AMP INCORPORATED, HARRISBURG, PA. ALL INTERNATIONAL RIGHTS RESERVED. AMP PRODUCTS MAY BE COVERED BY U.S. AND FOREIGN PATENTS AND/OR PATENTS PENDING.

REVISIONS

P	F	ZONE	LTR	DESCRIPTION	DATE	APPROVED
D			D2	REV ECO-07-023206	09NOV07	LH SA

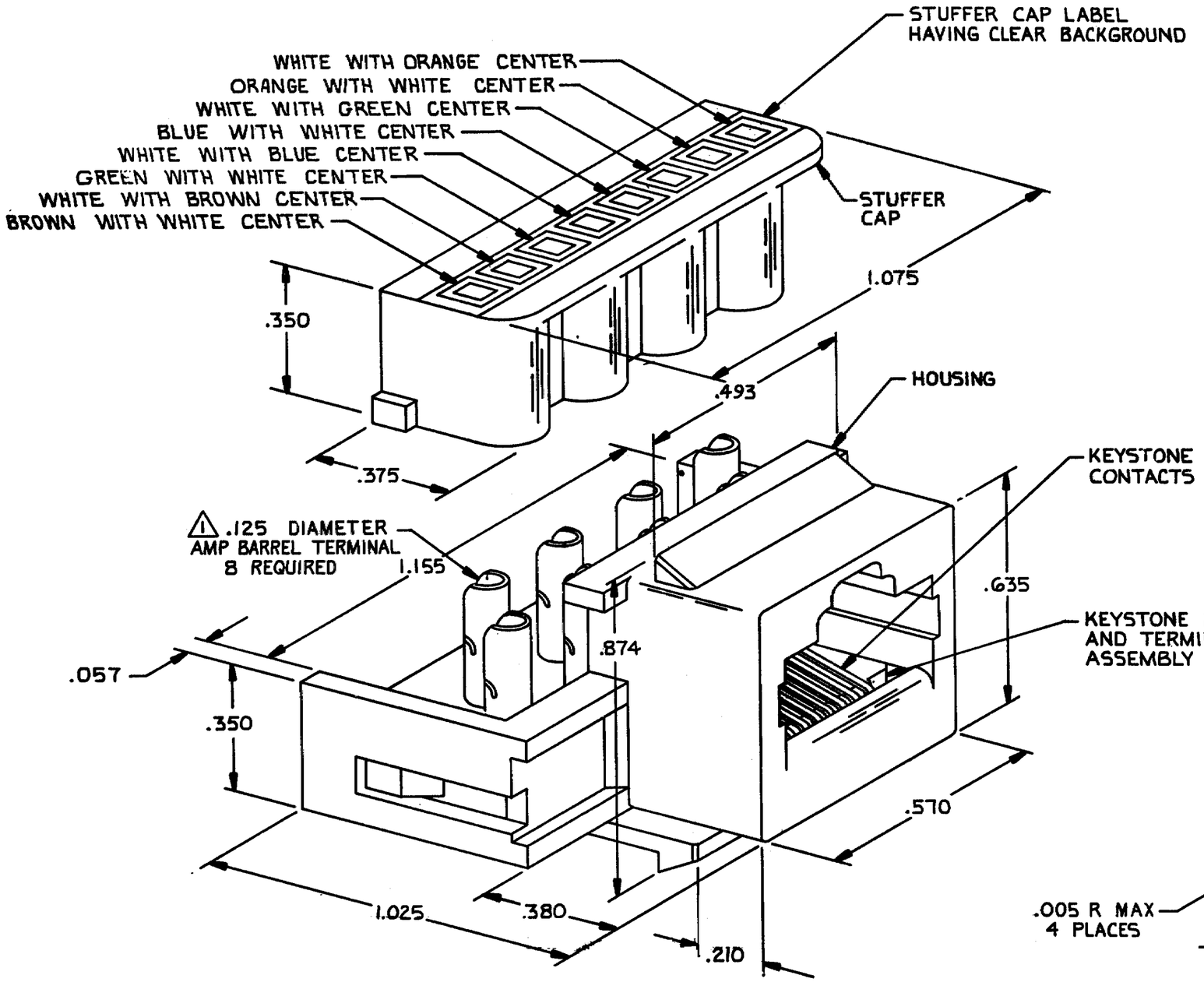

1. BARREL TERMINALS WILL ACCEPT ONE OR TWO WIRES OF THE SAME SIZE PER TERMINAL. MAX WIRE SIZE IS 22 AWG WITH .060 DIAMETER INSULATION. MIN WIRE SIZE IS 26 AWG WITH .037 DIAMETER INSULATION.
2. STUFFER CAP SHIPPED NOT ASSEMBLED.
3. MATERIALS:
   STUFFER CAP - POLYCARBONATE, NATURAL.
   BARREL TERMINAL - TIN COATED PHOSPHOR BRONZE
   LABEL - ADHESIVE BACKED POLYESTER
   CONTACTS - NICKEL PLATED HIGH STRENGTH COPPER ALLOY HAVING SELECTIVE GOLD PLATING IN CONTACT AREA AND SELECTIVE TIN PLATING IN BARREL TERMINAL AREA.
   HOUSING & KEYSTONE - THERMOPLASTIC, BLACK 94V-0 RATED
4. MOUNTING PANEL THICKNESS - .062 NOM.

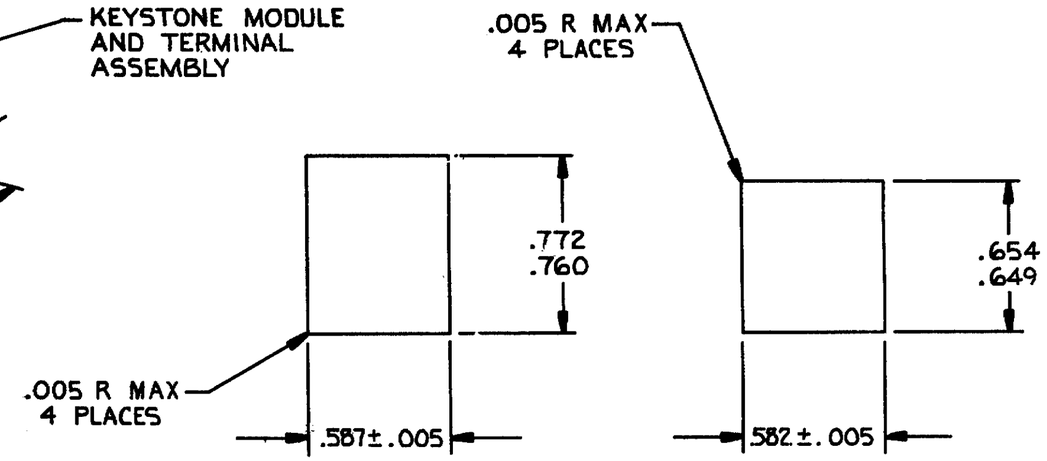

SUGGESTED BACK PANEL CUTOUT
SCALE - 2:1

SUGGESTED FRONT PANEL CUTOUT
SCALE - 2:1

554546-1

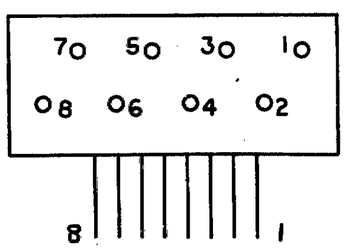

WIRING DIAGRAM

UNLESS OTHERWISE SPECIFIED DIMENSIONS ARE IN INCHES. TOLERANCES ON: DECIMALS ± .010 ANGLES ±	CONTRACT NO	AMP INCORPORATED Harrisburg, Pa. 17105	PART NO
	DR C. Yates 8-10-84	NAME KEYSTONE JACK KIT, 8 POSITION	
	CHK B. Fox 9-10-84		
MATERIAL 3	APPD Gene Reed 9-11-84		
	APPD S. Watrich 9-11-84		
FINISH 3	DSGN APPD	SIZE C / FSCM NO 00779	DRAWING NO 554546
	OTHER APPD	SCALE 4:1	SHEET 1 OF 1

AMP 1471-7

CUSTOMER DRAWING

WAS 1244-83-15-1