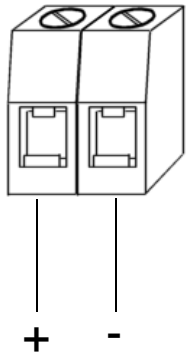
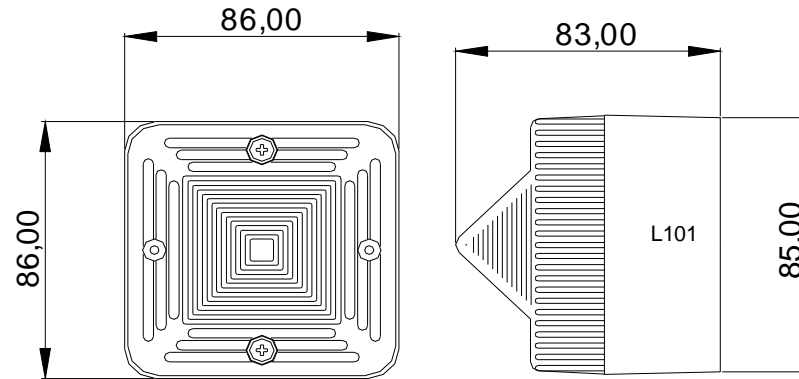
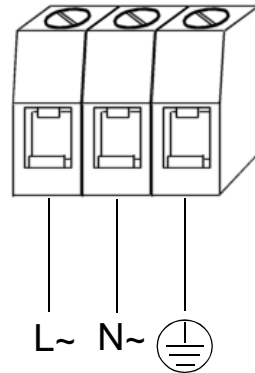


12, 24, 48vdc/vac



115, 230vac



Voltage :	12vdc	24vdc	48vdc	12vac 50/60Hz	24vac 50/60Hz	48vac 50/60Hz	115vac 50/60Hz	230vac 50/60Hz
Voltage range :	10-14v	20-28v	42-54v	+/-10%	+/-10%	+/-10%	+/-10%	+/-10%
Current mA :	500mA	250mA	175mA	380mA	300mA	300mA	70mA	35mA



- Disconnect from power source to prevent electrical shock before installing and servicing
- Couper l'alimentation pour empêcher tout choc électrique avant d'effectuer des travaux d'installation et d'entretien.
- Vor der Installation und Wartung von der Spannungsquelle abnehmen, um elektrische Schläge zu vermeiden.
- Prima dell'installazione e della manutenzione spegnere l'alimentazione elettrica per evitare scosse elettriche.
- Desconecte la alimentación para evitar descargas eléctricas antes de la instalación y mantenimiento
- Antes de instalar ou de fazer a manutenção desligue sempre da alimentação eléctrica para evitar choques eléctricos.
- Strømmen skal afbrydes ved installering og eftersyn for at undgå elektrisk stød.
- Loskoppelen van de elektrische voeding om elektrische schok vóór installatie en onderhoud te voorkomen.
- Før montering eller vedlikehold, må spenningen koples fra for å unngå strømstøt.
- Bryt strømmen innan installation och underhåll för att förhindra elektriska stötar stötar.

AL100



AL105N



AL112



AL121

