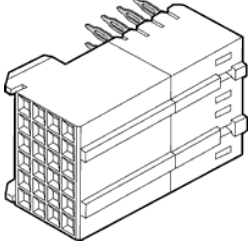


**88945-102LF - METRAL® : 4
Row Signal Receptacle, Right
Angle, Press-Fit**



www.fci.com

Specifications

General	
Contact type	Signal
Number of contacts (per row)	6
Number of contacts (Total)	24
Number of rows	4
Orientation	Right Angle
Product Type	Receptacle
Termination Style	Press-Fit
Dimensional	
Height (Above board)	9.3 mm (0.366 in.)
Length (Tail)	2.9 mm (0.114 in.)
Thickness (Board)	1.6 mm (0.063 in.) min.
Electrical	
Current rating	1A
Resistance (Insulation)	1000 M-ohms
Voltage rating	1000V rms
Mechanical	
Durability (Mating cycles)	250
Withdrawal Force	0.2N min. per Contact
Insertion force (max per contact)	0.45N max. per Contact
Retention force	9N min. per Position
Mounting	
Retention feature (Board)	Press-Fit Peg
Solder process	Wave IR Vapor - Phase
Termination	Board
Physical	
Color (Housing)	Natural
Material (Contact)	Copper Alloy
Material (Housing)	Glass - Filled LCP
Plating	IEC class 2 Gold
Plating (Tail)	IEC class 2 Gold
Temperature (Operating - range)	-55°C to +105°C
Approvals / Certifications	
Approvals / Certifications	UL and CSA Approved

Other Features

Packaging (Type)	Tube
Type	Assembly
Literature	950511-001

All rights strictly reserved. Reproduction or issue to third parties in any form whatever is not permitted without written authority from the proprietor. Property of FCI. Copyright FCI.

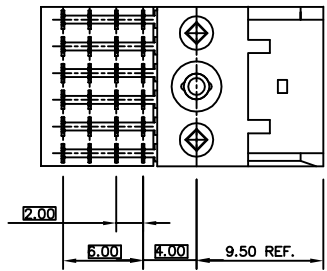
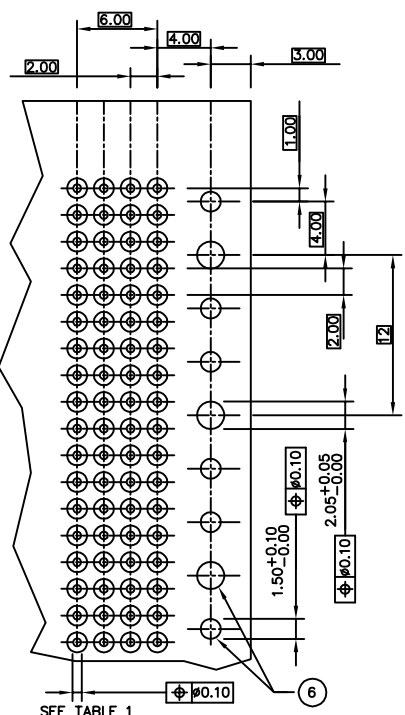
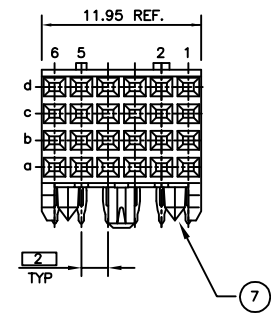
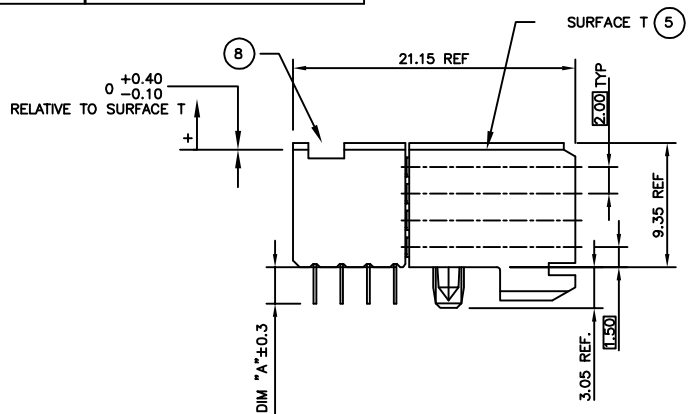
Tous droits strictement réservés. Reproduction ou communication à des tiers interdite sous quelque forme que ce soit sans autorisation écrite du propriétaire. Propriété de c FCI. Droits de reproduction FCI.



PRODUCT NUMBER	PCB THICKNESS	DIM "A"	LOADING CONFIGURATION
88945-X02	1.6	2.90	FULLY LOADED
88945-X12	2.4	3.53	
88945-X02LF	1.6	2.90	
88945-X12LF	2.4	3.53	

PLATING CONTACT AREA:	
DASH NR:	PERFORMANCE LEVEL
-1YY/1YYLF	TELCORDIA CO
-2YY/2YYLF	CUSTOMER SPECIAL
-3YY/3YYLF	CUSTOMER SPECIAL

OTHER P/Ns SEE PAGE 2



HOLE DIAMETER AFTER PLATING	0.65-0.80
DRILLED HOLE	0.81-0.86 (0.85 DRILL)
COPPER PLATING	0.025 - 0.05
SnPb PLATING	0.005-0.015

RECOMMENDED PC BOARD LAYOUT, COMPONENT SIDE.

mat'l. code		tolerances unless otherwise specified		CUSTOMER COPY		FCI	
SEE NOTES						www.fciconnect.com	
ltr	ecn no	dr	date	linear	.X ±.3	projection	title
K	DG07-0170	Cenh	05/22/07	linear	.XX ±.10		B SERIES R/A SIGNAL RECEPT ASSY 4 ROW, 1 MOD, PF
L	DG08-0171	TER	9/12/08		.XXX ±.050		
M	DG09-0068	Cenh	03/03/09	angles	0° ±2°		product family METRAL (tm) code 213 size dwg no 88945 sheet 1 of 2
N	DG10-0155	Cenh	04/22/10	dr	S.STONER 10/29/92		
P	DG-012013-1	QinDF	06/25/12	enfr	R.DOUTRICH 10/29/92	scale 1:1	A
				chr	S.STONER 10/29/92		
				appd	S.STONER 10/29/92		
sheet index	revision sheet	P	P				
		1	2				

cage code 22526

Tous droits strictement reserves. Reproduction ou communication a des tiers interdite sous quelque forme que ce soit sans autorisation ecrite du proprietaire. Propriete de c FCI. Droits de reproduction FCI.



All rights strictly reserved. Reproduction or issue to third parties in any form whatever is not permitted without written authority from the proprietor. Property of FCI. Copyright FCI.

PRODUCT NO	DIM"A"	ROW	6	5	4	3	2	1
88945-X03 88945-X03LF	2.90	D	X	-	X	X	X	X
		C	X	-	X	X	X	X
		B	-	-	X	X	-	-
		A	X	-	X	X	-	X
88945-X13 88945-X13LF	3.53	D	X	-	X	X	X	X
		C	X	-	X	X	X	X
		B	-	-	X	X	-	-
		A	X	-	X	X	-	X
88945-X04 88945-X04LF	2.90	D	X	-	X	-	X	-
		C	-	X	-	X	-	X
		B	X	-	X	-	X	-
		A	-	X	-	X	-	X
88945-X14 88945-X14LF	3.53	D	X	-	X	-	X	-
		C	-	X	-	X	-	X
		B	X	-	X	-	X	-
		A	-	X	-	X	-	X

LOAD PATTERN	
X	LOADED
-	NOT LOADED

NOTES:

- ① CONNECTOR MATERIALS:
HOUSING: LCP, 30% GLASS FILLED,
UL 94-V0 COMPLIANT
TERMINAL: PHOSPHOR BRONZE ALLOY
2. PRESS-FIT TAIL PLATING: 0.5-1.5 µm TIN LEAD
3. PRODUCT SPECIFICATION:
GS-12-002
4. APPLICATION SPECIFICATIONS:
BUS-20-061
GS-20-001
TA-941
- ⑤ PRODUCT MARKING: (PART NUMBER & LOT CODE).
- ⑥ INDICATED HOLES ARE UNPLATED.
- ⑦ DIAMOND LOCATION PEG ARE ONLY EXISTED ON THE BOTH SIDES OF PRODUCT.
- ⑧ TOP SURFACE OF PRESS BLOCK MAY EXTEND UP TO 0.4MM HIGHER THAN HOUSING. THIS MAY AFFECT THE TAIL LENGTH BEFORE APPLICATION TO A BOARD.
9. THESE PRODUCTS WHERE THE PART NUMBER ENDS IN "LF" MEET THE EUROPEAN UNION DIRECTIVES AND OTHER COUNTRY REGULATIONS AS DESCRIBED IN GS-22-008.
ALL PRODUCTS WILL WITHSTAND EXPOSURE TO 240°C FOR 60 SECONDS IN A CONVECTION, INFAR-RED OR VAPOR REFLOW OVEN.
10. For PLATING SPEC, REFER TO DRAWING 10097866.
FOR LEAD FREE PART NUMBERS ADD "LF" SUFFIX. EXAMPLE: 88945-XYLFF.

mat'l. code SEE NOTES				tolerances unless otherwise specified			CUSTOMER COPY		 www.fciconnect.com	
ltr	ecn no	dr	date	linear	.X ±.3			projection	title	
P					.XX ±.10				B SERIES R/A SIGNAL RECEPT ASSY	
				angles	.XXX ±.050				4 ROW, 1 MOD, PF	
					0° ±2°				product family METRAL (tm)	
				dr	S.STONER	10/29/92	 MM scale 1:1	A	code	
				enrg	R.DOUTRICH	10/29/92			size	
				chr	S.STONER	10/29/92			88945	
				appd	S.STONER	10/29/92			213	
sheet index	revision sheet								sheet 2 of 2	

cage code
22526