

## Printed-circuit board connector - ISPC 5/12-STGCL-7,62 - 1748969

Please be informed that the data shown in this PDF Document is generated from our Online Catalog. Please find the complete data in the user's documentation. Our General Terms of Use for Downloads are valid (<http://phoenixcontact.com/download>)

Plug component, Nominal current: 41 A, Rated voltage (III/2): 1000 V, Number of positions: 12, Pitch: 7.62 mm, Connection method: Spring-cage connection, Color: green, Contact surface: Tin




### Why buy this product

- Unlimited 600 V UL approval
- Increased vibration protection thanks to screw-on STF plugs with screw flange
- Inverted Push-in spring-cage plugs, ISPC 5 plugs with pin contacts for touch-proof device outputs (with IPC 5 G) or free-hanging cable/cable connections (with SPC 5 ST)
- STGF plugs with threaded flange



### Key commercial data

Packing unit	50 pc
Minimum order quantity	50 pc
GTIN	 4 046356 312615
Weight per Piece (excluding packing)	58.7 g
Custom tariff number	85366990
Country of origin	Bulgaria
Note	Made to Order (non-returnable)

### Technical data

#### Dimensions

Pitch	7.62 mm
Dimension a	83.82 mm

#### General

Range of articles	ISPC 5/...-STGCL
Insulating material group	I
Rated surge voltage (III/3)	8 kV
Rated surge voltage (III/2)	8 kV
Rated surge voltage (II/2)	6 kV

# Printed-circuit board connector - ISPC 5/12-STGCL-7,62 - 1748969

## Technical data

### General

Rated voltage (III/3)	1000 V
Rated voltage (III/2)	1000 V
Rated voltage (II/2)	1000 V
Connection in acc. with standard	EN-VDE
Nominal current $I_N$	41 A
Nominal cross section	6 mm <sup>2</sup>
Maximum load current	41 A
Insulating material	PA
Inflammability class according to UL 94	V0
Stripping length	15 mm
Number of positions	12

### Connection data

Conductor cross section solid min.	0.2 mm <sup>2</sup>
Conductor cross section solid max.	10 mm <sup>2</sup>
Conductor cross section stranded min.	0.2 mm <sup>2</sup>
Conductor cross section stranded max.	6 mm <sup>2</sup>
Conductor cross section stranded, with ferrule without plastic sleeve min.	0.25 mm <sup>2</sup>
Conductor cross section stranded, with ferrule without plastic sleeve max.	6 mm <sup>2</sup>
Conductor cross section stranded, with ferrule with plastic sleeve min.	0.25 mm <sup>2</sup>
Conductor cross section stranded, with ferrule with plastic sleeve max.	4 mm <sup>2</sup>
Conductor cross section AWG/kcmil min.	24
Conductor cross section AWG/kcmil max	8
2 conductors with same cross section, stranded, TWIN ferrules with plastic sleeve, min.	0.25 mm <sup>2</sup>
2 conductors with same cross section, stranded, TWIN ferrules with plastic sleeve, max.	1.5 mm <sup>2</sup>
Minimum AWG according to UL/CUL	24
Maximum AWG according to UL/CUL	8

## Classifications

### eCl@ss

eCl@ss 4.0	272607xx
eCl@ss 4.1	27260701
eCl@ss 5.0	27260701
eCl@ss 5.1	27260701
eCl@ss 6.0	27260704
eCl@ss 7.0	27440402
eCl@ss 8.0	27440309

# Printed-circuit board connector - ISPC 5/12-STGCL-7,62 - 1748969

## Classifications

### ETIM

ETIM 3.0	EC001121
ETIM 4.0	EC002638
ETIM 5.0	EC002638

### UNSPSC

UNSPSC 6.01	30211810
UNSPSC 7.0901	39121409
UNSPSC 11	39121409
UNSPSC 12.01	39121409
UNSPSC 13.2	39121409

## Approvals

### Approvals

---

#### Approvals

UL Recognized / cUL Recognized / EAC / cULus Recognized

---


#### Ex Approvals


---

#### Approvals submitted

---

### Approval details

UL Recognized 		
	B	C
mm <sup>2</sup> /AWG/kcmil	24-8	24-8
Nominal current I <sub>N</sub>	35 A	35 A
Nominal voltage U <sub>N</sub>	600 V	600 V

cUL Recognized 		
	B	C
mm <sup>2</sup> /AWG/kcmil	24-8	24-8
Nominal current I <sub>N</sub>	35 A	35 A
Nominal voltage U <sub>N</sub>	600 V	600 V

# Printed-circuit board connector - ISPC 5/12-STGCL-7,62 - 1748969

## Approvals

EAC

cULus Recognized US

## Drawings

Dimensioned drawing

