


# PLC-OSC- 24DC/ 24DC/ 3RW


Order No.: 2980610

The illustration shows the version PLC-OSP- 24DC/ 24DC/3RW



6.2 mm PLC solid-state relay with screw connection for railway applications, 24 V DC input voltage, input voltage range from  $0.7 \times U_N$  to  $1.25 \times U_N$ , temperature range from  $-25^\circ\text{C}$  to  $+70^\circ\text{C}$



Commercial data	
EAN	4 046356 094542 
Pack	10 Pcs.
Customs tariff	85364190
Product key	106242

### Product notes

WEEE/RoHS-compliant since:  
04/11/2006



<http://www.download.phoenixcontact.com>  
Please note that the data given here has been taken from the online catalog. For comprehensive information and data, please refer to the user documentation. The General Terms and Conditions of Use apply to Internet downloads.

Technical data	
<b>Input data</b>	
Nominal input voltage $U_N$	24 V DC
Input voltage range in reference to $U_N$	0.7 ... 1.25
Switching threshold "0" signal in reference to $U_N$	$\leq 0.3$

Switching threshold "1" signal in reference to U <sub>N</sub>	≥ 0.6
Typical input current at U <sub>N</sub>	8.5 mA
Typical response time	40 μs
Typical turn-off time	200 μs
Status display	Yellow LED
Type of protection	Protection against polarity reversal
Protective circuit/component	Polarity protection diode
Transmission frequency	300 Hz

#### Output data

Output nominal voltage range	3 V DC ... 33 V DC
Limiting continuous current	3 A
Voltage drop at max. limiting continuous current	≤ 200 mV
Output circuit	2-wire, floating
Type of protection	Protection against polarity reversal
	Surge protection
Protective circuit/component	Polarity protection diode

#### Connection data

Connection method	Screw connection
Stripping length	8 mm
Screw thread	M3
Conductor cross section solid min.	0.14 mm <sup>2</sup>
Conductor cross section solid max.	2.5 mm <sup>2</sup>
Conductor cross section stranded min.	0.14 mm <sup>2</sup>
Conductor cross section stranded max.	2.5 mm <sup>2</sup>
Conductor cross section AWG/kcmil min.	26
Conductor cross section AWG/kcmil max	14

#### General data

Width	6.2 mm
Height	80 mm
Depth	86 mm
Ambient temperature (operation)	-25 °C ... 70 °C
Ambient temperature (storage/transport)	-40 °C ... 85 °C
Mounting position	Any
Assembly instructions	In rows with zero spacing

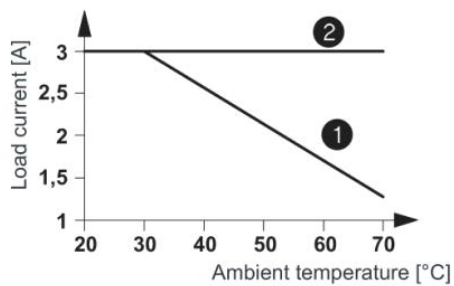
Inflammability class according to UL 94	V0
Pollution degree	2
Surge voltage category	III

### Certificates / Approvals

Certification	CUL, CUL Listed, GL, UL, UL Listed
---------------	------------------------------------

### Drawings

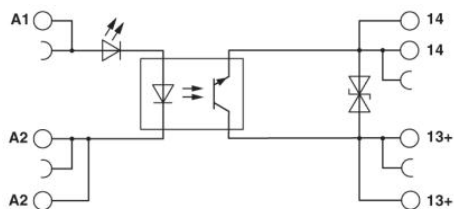
#### Diagram



The illustration shows the load current as function of the ambient temperature range PLC-OSP-.../24DC/3RW. Duty cycle: 100% operating factor

- ① In rows with zero spacing
- ② in rows with > 20 mm spacing

#### Circuit diagram







---

**Address**

Nanjing Phoenix Contact Co. Ltd.  
No. 36 Phoenix Road - Jiangning Development Zone /  
P.O. Box 236 Jiangning Nanjing  
CN-211100 Nanjing, China  
Phone +86/25-5212-1888  
Fax +86/25-5212-1999 or 1555  
<http://www.phoenixcontact.com.cn>



© 2012 Phoenix Contact  
Technical modifications reserved;