

HOLDER FOR 3 MODULES, PLASTIC, 1NO, 1NO, LED
MODULE, AMBER, 6-24V AC/DC, SCREW TERMINAL



Figure similar

product brand name		SIRIUS ACT
Product designation		Commanding and signaling devices
Design of the product		Holder
Manufacturer article number		
<ul style="list-style-type: none"> • of supplied contact module • of supplied LED module • of the supplied holder 		3SU1400-1AA10-1BA0, 3SU1400-1AA10-1BA0 3SU1401-1BG00-1AA0 3SU1500-0AA10-0AA0

Actuator:

Design of the operating mechanism		3-way with module
Number of contact modules		2

Holder:

Material of the holder		Plastic
-------------------------------	--	---------

Display:

Number of LED modules		1
------------------------------	--	---

General technical data:

Product function		
<ul style="list-style-type: none"> • positive opening 		Yes
Product component		
<ul style="list-style-type: none"> • diode • lamp transformer • Light source • series resistor 		Yes No Yes No
Insulation voltage		
<ul style="list-style-type: none"> • Rated value 	V	320

Degree of pollution		3
Vibration resistance		
<ul style="list-style-type: none"> • acc. to IEC 60068-2-6 		10 ... 500 Hz: 5g
Surge voltage resistance Rated value	kV	4
Operating frequency maximum	1/h	3 600
Mechanical service life (switching cycles)		
<ul style="list-style-type: none"> • typical 		10
Thermal current	A	10
Protection class IP		
<ul style="list-style-type: none"> • of the terminal 		IP20
Equipment marking		
<ul style="list-style-type: none"> • acc. to DIN EN 61346-2 		U
<ul style="list-style-type: none"> • acc. to DIN EN 81346-2 		U
Design of the fuse link for short-circuit protection of the auxiliary switch with type of assignment 1 required		gG / Dz 10 A, quick-acting / Dz 10 A
Continuous current of the C characteristic MCB	A	10
Operating voltage		
<ul style="list-style-type: none"> • with AC 		
<ul style="list-style-type: none"> — at 50 Hz Rated value 	V	6 ... 24
<ul style="list-style-type: none"> — at 60 Hz Rated value 	V	6 ... 24
<ul style="list-style-type: none"> • for DC Rated value 		
<ul style="list-style-type: none"> — maximum 	V	24
<ul style="list-style-type: none"> — minimum 	V	6

Power Electronics:

Contact reliability		One maloperation per 100 million (17 V, 5 mA), one maloperation per 10 million (5 V, 1 mA)
----------------------------	--	--

Auxiliary circuit:

Number of NC contacts		
<ul style="list-style-type: none"> • for auxiliary contacts 		1
Number of NO contacts		
<ul style="list-style-type: none"> • for auxiliary contacts 		1
Number of CO contacts		
<ul style="list-style-type: none"> • for auxiliary contacts 		0
Design of the contact of the auxiliary contacts		Silver alloy
Operating current at AC-15		
<ul style="list-style-type: none"> • at 230 V Rated value 	A	6

Connections/ Terminals:

Type of electrical connection		
<ul style="list-style-type: none"> • of modules and accessories 		Screw-type terminal
Type of connectable conductor cross-section		
<ul style="list-style-type: none"> • solid with core end processing 		2x (0.5 ... 0.75 mm ²)

<ul style="list-style-type: none"> • solid without core end processing • finely stranded with core end processing • finely stranded without core end processing • for AWG conductors 		2x (1.0 ... 1.5 mm ²) 2x (0.5 ... 1.5 mm ²) 2x (1,0 ... 1,5 mm ²) 2x (18 ... 14)
Tightening torque		
<ul style="list-style-type: none"> • with screw-type terminals 	N·m	0.8 ... 0.9

Lamp:

Type of light source		LED
Color of the light source		amber

Ambient conditions:

Ambient temperature		
<ul style="list-style-type: none"> • during operation 	°C	-25 ... +70
<ul style="list-style-type: none"> • during storage 	°C	-40 ... +80

Installation/ mounting/ dimensions:

Mounting type		
<ul style="list-style-type: none"> • of modules and accessories 		Front plate mounting
Height	mm	40
Width	mm	30
Shape of the installation opening		round

Certificates/ approvals:

Further information

Information- and Downloadcenter (Catalogs, Brochures,...)

<http://www.siemens.com/industrial-controls/catalogs>

Industry Mall (Online ordering system)

<http://www.siemens.com/industrymall>

Cax online generator

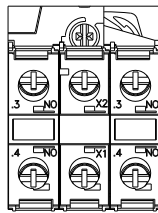
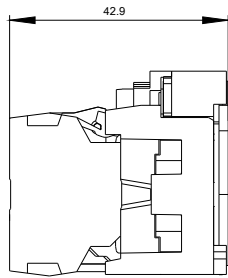
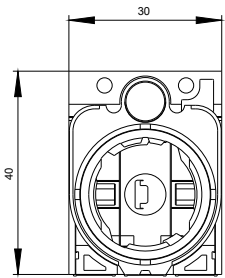
<http://support.automation.siemens.com/WW/CAXorder/default.aspx?lang=en&mlfb=3SU15011AG001NA0>

Service&Support (Manuals, Certificates, Characteristics, FAQs,...)

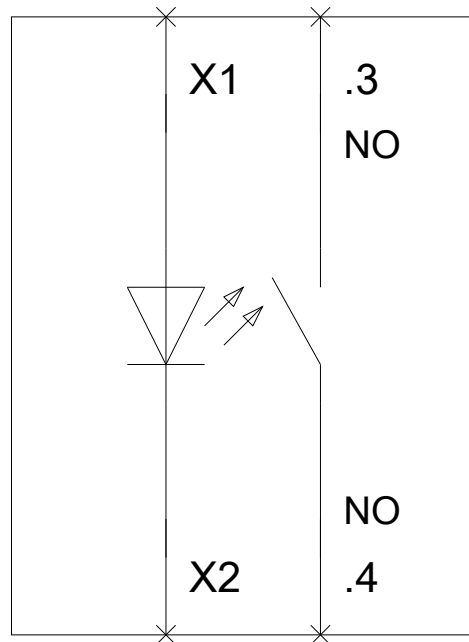
<http://support.automation.siemens.com/WW/view/en/3SU15011AG001NA0/all>

Image database (product images, 2D dimension drawings, 3D models, device circuit diagrams, EPLAN macros, ...)

http://www.automation.siemens.com/bilddb/cax_de.aspx?mlfb=3SU15011AG001NA0&lang=en



-P
6-24 V AC/DC



last modified:

09.03.2015