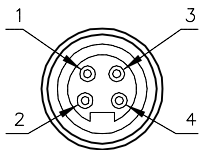



MALE END VIEW

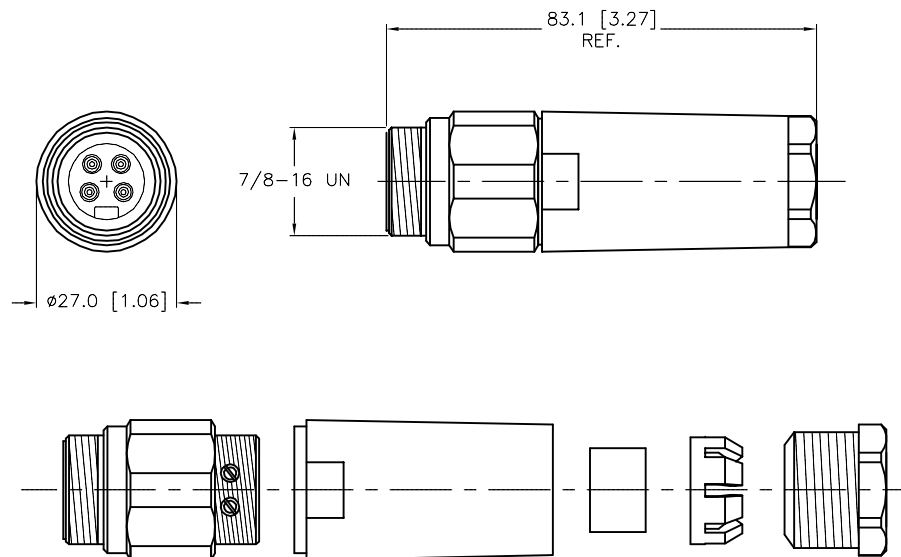


- 1 = BLUE (- VOLTAGE)
- 2 = BROWN (+ VOLTAGE)
- 3 = BARE (SHIELD)
- 4 = GREEN/YELLOW (GROUND)



SPECIFICATIONS

HOUSING MATERIAL/COLOR	GLASS FILLED NYLON/BLACK
CONTACT MATERIAL/PLATING	BRASS/GOLD
COUPLING NUT MATERIAL	STAINLESS STEEL
RATED CURRENT [A]	9.0 A
RATED VOLTAGE [V]	600 V
MAXIMUM WIRE SIZE	16 AWG
TERMINATION METHOD	SCREW TERMINAL
CABLE GRIP RANGE	MODIFIED TO FIT 16 MM DIAM. CABLE
TEMPERATURE RATING	-40°C to +90°C (-40°F to +194°F)
PROTECTION CLASS	MEETS NEMA 1,3,4,6P AND IEC IP 67



SOURCE DRAWING - FOR REFERENCE ONLY

NOTES:

- 1. "/C1232" DESIGNATES FIELD WIRABLES WITH ENLARGED GROMIT.

RELATED DOCUMENTS		3RD ANGLE PROJECTION		THIS DRAWING IS CONFIDENTIAL AND THE PROPERTY OF TURCK INC. USE OF THIS DOCUMENT WITHOUT WRITTEN PERMISSION IS PROHIBITED.		TURCK INC High Technology Sensors and Automation Controls 3000 CAMPUS DRIVE MINNEAPOLIS, MN 55441 1-800-544-7769 (763) 553-7300 (763) 553-0708 fax turck.com	
1.			DRFT	MS	DATE	03/29/06	DESCRIPTION BSV 4149-0/16/C1232
2.			APVD		SCALE	1=1.5	
3.		ALL DIMENSIONS DISPLAYED ON THIS DRAWING ARE FOR REFERENCE ONLY CONTACT TURCK FOR MORE INFORMATION	UNIT OF MEASUREMENT		IDENTIFICATION NO.		REV
4.			MILLIMETER [INCH]		U3-00765		B
MATERIAL		SEE SPECIFICATIONS		DO NOT SCALE THIS DRAWING		FILE: U3-00765	
FINISH		SEE SPECIFICATIONS				SHEET 1 OF 1	

B	UPDATE GLAND GRIP BETWEEN GROMMET AND GLAND NUT	KMY	10/07/14	47531
REV	DESCRIPTION	BY	DATE	ECO NO.