


PCB terminal block - FK-MPT 0,5/ 2-ST-3,5 - 1913921

Please be informed that the data shown in this PDF Document is generated from our Online Catalog. Please find the complete data in the user's documentation. Our General Terms of Use for Downloads are valid (<http://phoenixcontact.com/download>)

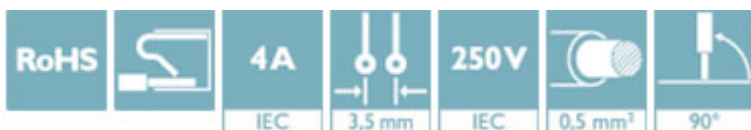
Plug component, Nominal current: 4 A, Rated voltage (III/2): 250 V, Number of positions: 2, Pitch: 3.5 mm, Connection method: Push-in spring connection, Color: green, Contact surface: Tin



The figure shows a 10-position version of the product

Why buy this product

- Time saving push-in connection, tools not required
- Defined contact force ensures that contact remains stable over the long term
- Intuitive use through colour coded actuation lever
- Potentials can be easily looped through – ideal for BUS applications
- Small component size for applications where space is at a premium



Key Commercial Data

Packing unit	50 STK
Minimum order quantity	50 STK
GTIN	 4 017918 176839
GTIN	4017918176839
Weight per Piece (excluding packing)	0.520 g
Custom tariff number	85366990
Country of origin	Germany

Technical data

Dimensions

Length	9.5 mm
Height	8.5 mm
Width	7.50 mm
Pitch	3.5 mm
Dimension a	3.50 mm

General

PCB terminal block - FK-MPT 0,5/ 2-ST-3,5 - 1913921

Technical data

General

Range of articles	FK-MPT 0,5/...-ST
Type of contact	Female connector
Number of positions	2
Connection method	Push-in spring connection
Insulating material group	IIIa
Rated surge voltage (III/3)	2.5 kV
Rated surge voltage (III/2)	2.5 kV
Rated surge voltage (II/2)	2.5 kV
Rated voltage (III/3)	160 V 160 V
Rated voltage (III/2)	250 V
Rated voltage (II/2)	250 V
Connection in acc. with standard	EN-VDE
Nominal current I _N	4 A
Nominal cross section	0.5 mm ²
Maximum load current	4 A (with 0.5 mm ² conductor cross section)
Insulating material	PBT
Flammability rating according to UL 94	V0
Stripping length	6.5 mm

Connection data

Conductor cross section solid min.	0.12 mm ²
Conductor cross section solid max.	0.5 mm ²
Conductor cross section AWG min.	26
Conductor cross section AWG max.	20
Minimum AWG according to UL/CUL	28
Maximum AWG according to UL/CUL	20

Standards and Regulations

Connection in acc. with standard	EN-VDE
	CUL
Flammability rating according to UL 94	V0

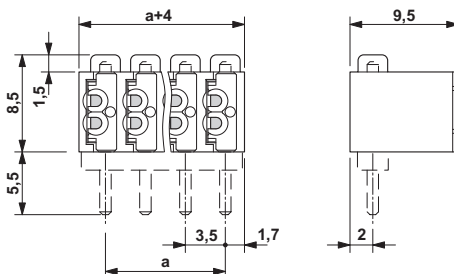
Environmental Product Compliance

China RoHS	Environmentally friendly use period: unlimited = EFUP-e
	No hazardous substances above threshold values

Drawings

PCB terminal block - FK-MPT 0,5/ 2-ST-3,5 - 1913921

Dimensional drawing



Approvals

Approvals

Approvals

UL Recognized / SEV / cUL Recognized / CCA / EAC / cULus Recognized

Ex Approvals

Approval details

UL Recognized		http://database.ul.com/cgi-bin/XYV/template/LISEXT/1FRAME/index.htm	FILE E 60425
	B	D	
mm ² /AWG/kcmil	28-20	28-20	
Nominal current I _N	4 A	4 A	
Nominal voltage U _N	300 V	300 V	

SEV		https://www.electrosuisse.ch/en/meta/shop/product-certificates.html	IK-3558
mm ² /AWG/kcmil	0.5		
Nominal current I _N	4 A		
Nominal voltage U _N	160 V		


cUL Recognized		http://database.ul.com/cgi-bin/XYV/template/LISEXT/1FRAME/index.htm	FILE E 60425
	B	D	
mm ² /AWG/kcmil	28-20	28-20	


PCB terminal block - FK-MPT 0,5/ 2-ST-3,5 - 1913921

Approvals

	B	D
Nominal current IN	4 A	4 A
Nominal voltage UN	300 V	300 V

CCA	IK-2681
mm ² /AWG/kcmil	0.5
Nominal current IN	4 A
Nominal voltage UN	160 V

EAC		B.01742
-----	---	---------

cULus Recognized		http://database.ul.com/cgi-bin/XYV/template/LISEXT/1FRAME/index.htm
------------------	---	---